

Introductory sub-table (I)(a)

Name of the Company: HEXAWARE TECHNOLOGIES LIMITED

Scrip Code : HEXAWARE Name of the scrip : HEXAWARE class of security : EQUITY


Quarter ended: 31.12.2011

Partly paid-up shares:-	No. of partly paid-up shares	As a % of total no. of partly paid-up shares	As a % of total no. of shares of the company
Held by promoter/promoter group		#DIV/0!	#DIV/0!
Held by public		#DIV/0!	#DIV/0!
Total - D	0	#DIV/0!	#DIV/0!

Outstanding convertible securities:- No. of outstanding securities	As a % of total no. of outstanding convertible securities	As a % of total no. of shares of the company, assuming full conversion of the convertible securities
Held by promoter/promoter group		#DIV/0!
Held by public		#DIV/0!
Total - E	0	#DIV/0!

Warrants:-	No. of warrants	As a % of total no. of warrants	As a % of total no. of shares of the company, assuming full conversion of warrants
Held by promoter/promoter group		#DIV/0!	#DIV/0!
Held by public		#DIV/0!	#DIV/0!
Total - F	0	#DIV/0!	#DIV/0!

Total paid-up capital of the company, assuming full conversion of warrants and convertible securities



Statement Showing Shareholding Pattern

Category code	Category of Shareholder	Number of Shareholders	Table (I)(a)		Total shareholding as a percentage of total number of shares		Shares Pledged or otherwise encumbered	
			Total number of shares	Number of shares held in dematerializ	As a percentage of(A+B) ¹	As a percentage of (A+B+C)	Number of shares	As a percentage
			(IV)	(V)	(VI)	(VII)	(VIII)	(IX)= (VIII)/(IV)*100
(A)	Shareholding of Promoter and Promoter							
1	Indian							
(a)	Individuals/ Hindu Undivided Family	4	1193680	1193680	0.44	0.41	0	0.00
(b)	Central Government/ State Government(s)	0	0		0.00	0.00	0	0.00
(c)	Bodies Corporate	2	81404456	81404456	29.92	27.75	0	0.00
(d)	Financial Institutions/ Banks	0	0	0	0.00	0.00	0	0.00
(e)	Any Others(Specify)	0	0	0	0.00	0.00	0	0.00
(e-i)	Associate Company	0	0	0	0.00	0.00	0	0.00
(e-ii)								0.00
	Sub Total(A)(1)	6	82598136	82598136	30.36	28.16	0	0.00
2	Foreign							
a	Individuals (Non-Residents Individuals/ Foreign Individuals)	0	0	0	0.00	0.00	0	0.00
b	Bodies Corporate	0	0	0	0.00	0.00	0	0.00
c	Institutions	0	0	0	0.00	0.00	0	0.00
d	Any Others(Specify)	0	0	0	0.00	0.00	0	0.00
d-i								
d-ii								
	Sub Total(A)(2)	0	0	0	0.00	0.00	0	0.00
	Total Shareholding of Promoter and	6	82598136	82598136	30.36	28.16	0	0.00
(B)	Public shareholding							
1	Institutions							
(a)	Mutual Funds/ UTI	30	16665433	16658908	6.13	5.68		
(b)	Financial Institutions/ Banks	34	458180	453750	0.17	0.16		
(c)	Central Government/ State Government(s)	0	0	0	0.00	0.00		
(d)	Venture Capital Funds	0	0	0	0.00	0.00		
(e)	Insurance Companies	1	10496398	10496398	3.86	3.58		
(f)	Foreign Institutional Investors	102	121557402	121555702	44.68	41.44		
(g)	Foreign Venture Capital Investors	0	0	0	0.00	0.00		
(h)	Any Other (specify)				0.00	0.00		
(h-i)	Trust	4	22988	22988	0.01	0.01		
(h-ii)								
	Sub-Total (B)(1)	171	149200401	149187746	54.84	50.86		




B 2	Non-institutions							
(a)	Bodies Corporate	1203	3305528	3281016	1.21	1.13		
(b)	Individuals				0.00	0.00		
I	Individuals -i. Individual shareholders holding nominal share capital up to Rs 1 lakh	80144	27687016	23515126	10.18	9.44		
II	ii. Individual shareholders holding nominal share capital in excess of Rs. 1 lakh.	42	4497510	4497510	1.65	1.53		
(c)	Any Other (specify)							
(c-i)	Foreign Nationals	1	6000	6000	0.00	0.00		
ii	Non-Resident individuals(Rep.)	688	3893933	3893773	1.43	1.33		
iii	Non-Resident individuals(Non-Rep)	1991	878934	409249	0.32			
iv	Overseas Corporate Bodies	1	10	10	0.00			
	Sub-Total (B)(2)	84070	40268931	35602684	14.80	13.73		
(B)	Total Public Shareholding (B)= (B)(1)+(B)(2)	84241	189469332	184790430	69.64	64.59		
	TOTAL (A)+(B)	84247	272067468	267388566	100.00	92.74		
(C)	Shares held by Custodians and against which Depository Receipts have been issued	2	21290960	21290960		7.26		
1	Promoter and Promoter Group	0	0	0		0.00		
2	Public	2	21290960	21290960		7.26		
	Sub-Total (C)	2	21290960	21290960		7.257660925	0	
	GRAND TOTAL (A)+(B)+(C)	84249	293358428	288679526		100.00	0	0.00



(I)(b) Statement showing holding of securities (including shares, warrants, convertible securities) of persons belonging to the category "Promoter and Promoter Group"

Sr. No.	Name of the shareholder	Details of Shares held		Encumbered shares (*)			Details of warrants		Details of convertible securities		Total shares (including underlying shares assuming full conversion of warrants and convertible securities) as a % of diluted share capital
		Number of shares held	As a % of grand total (A)+(B)+(C)	No.	As a percentage	As a % of grand total (A)+(B)+(C) of sub-clause (I)(a)	Number of warrants held	As a % total number of warrants of the same class	Number of convertible securities held	As a % total number of convertible securities	
(I)	(II)	(III)	(IV)	(V)	$(V)/(III)^*$	(VII)	(VIII)	(IX)	(X)	(XI)	(XII)
1	ELDER HIDES & LEATHER PVT LTD	52154456	17.78	N. A.	N. A.	N. A.	N. A.	N. A.	N. A.	N. A.	17.78
2	ELDER VENTURE LLP	29250000	9.97	N. A.	N. A.	N. A.	N. A.	N. A.	N. A.	N. A.	9.97
3	ALKA ATUL NISHAR	454270	0.15	N. A.	N. A.	N. A.	N. A.	N. A.	N. A.	N. A.	0.15
4	DEVANGI ATUL NISHAR	343720	0.12	N. A.	N. A.	N. A.	N. A.	N. A.	N. A.	N. A.	0.12
5	PRIYANKA ATUL NISHAR	315690	0.11	N. A.	N. A.	N. A.	N. A.	N. A.	N. A.	N. A.	0.11
6	ATUL KANTILAL NISHAR	80000	0.03	N. A.	N. A.	N. A.	N. A.	N. A.	N. A.	N. A.	0.03
TOTAL		82598136	28.16								28.16

(*) The term "encumbrance" has the same meaning as assigned to it in regulation 28(3) of the SAST Regulations, 2011



(I)(c)(i) Statement showing holding of securities (including shares, warrants, convertible securities) of persons belonging to the category "Public" and holding more than 1% of the total number of shares

Sr. No.	Name of the shareholder	Number of shares held	Shares as a percentage of total number of shares {i.e., Grand Total (A)+(B)+(C) indicated in Statement at para (I)(a) above}	Details of warrants		Details of convertible securities		Total shares (including underlying shares assuming full conversion of warrants and convertible securities) as a % of diluted share capital
				Number of warrants held	As a % total number of warrants of the same class	Number of convertible securities held	% w.r.t total number of convertible securities of the same class	
1	DALI LIMITED	28627294	9.76	N. A.	N. A.	N. A.	N. A.	9.76
2	FID FUNDS(MAURITIUS) LTD	25961668	8.85	N. A.	N. A.	N. A.	N. A.	8.85
3	GA GLOBAL INVESTMENTS LTD	21139580	7.21	N. A.	N. A.	N. A.	N. A.	7.21
4	LIFE INSURANCE CORPORATION OF INDIA	10496398	3.58	N. A.	N. A.	N. A.	N. A.	3.58
5	GMO EMERGING MARKETS FUND	8736910	2.98	N. A.	N. A.	N. A.	N. A.	2.98
6	BNY MELLON EMERGING MARKETS FUND	8204650	2.80	N. A.	N. A.	N. A.	N. A.	2.80
7	IDFC STERLING EQUITY FUND	5500000	1.87	N. A.	N. A.	N. A.	N. A.	1.87
8	LSV EMERGING MARKETS EQUITY FUND LP	3456800	1.18	N. A.	N. A.	N. A.	N. A.	1.18
TOTAL		112123300	38.22					38.22




(I)(c)(ii) Statement showing holding of securities (including shares, warrants, convertible securities) of persons (together with PAC) belonging to the category “Public” and holding more than 5% of the total number of shares of the company

Sr. No.	Name(s) of the shareholder(s) and the Persons Acting in Concert (PAC) with them	Number of shares	Shares as a percentage of total number of shares {i.e., Grand Total (A)+(B)+(C) indicated in Statement at para (I)(a) above}	Details of warrants		Details of convertible securities		Total shares (including underlying shares assuming full conversion of warrants and convertible securities) as a % of diluted share capital
				Number of warrants	As a % total number of warrants of the same class	Number of convertible securities held	% w.r.t total number of convertible securities of the same class	
	N. A.			N. A.	N. A.	N. A.	N. A.	0.00
TOTAL								0.00




(I)(d) Statement showing details of locked-in shares

Sr. No.	Name of the shareholder	Number of locked-in shares	Locked-in shares as a percentage of total number of shares {i.e., Grand Total (A)+(B)+(C) indicated in Statement at para (I)(a) above}
	N.A.		0.00
TOTAL		0	0.00




(II)(a) Statement showing details of Depository Receipts (DRs)

Sr. No.	Type of outstanding DR (ADRs, GDRs, SDRs, etc.)	Number of outstanding DRs	Number of shares underlying outstanding DRs	Shares underlying outstanding DRs as a percentage of total number of shares {i.e., Grand Total (A)+(B)+(C) indicated in Statement at para (I)(a) above}
1	GDR(DEUTSCHE BANK TRUST COMPANY AMERICAS	179560	179560	0.06
2	ADR(JP MORGAN CHASE BANK	21111400	21111400	7.20
	TOTAL	21290960	21290960	7.26



(I)(d) Statement showing details of locked-in shares

Sr. No.	Name of the shareholder	Number of locked-in shares	Locked-in shares as a percentage of total number of shares {i.e., Grand Total (A)+(B)+(C) indicated in Statement at para (I)(a) above}
	N.A.		0.00
TOTAL		0	0.00



(II)(b) Statement showing holding of Depository Receipts (DRs), where underlying shares held by "promoter/promoter group" are in excess of 1% of the total number of shares

Sr. No.	Name of the DR Holder	Type of outstanding DR (ADRs, GDRs, SDRs, etc.)	Number of shares underlying outstanding DRs	Shares underlying outstanding DRs as a percentage of total number of shares {i.e., Grand Total (A)+(B)+(C) indicated in Statement at para (I)(a) above}
1				0.00
	N. A.			
TOTAL			0	

