



Introductory sub-table (I)(a)

<b>Name of the Company: HEXAWARE TECHNOLOGIES LIMITED</b>			
<b>Scrip Code : 532129 Name of the scrip : HEXAWARE class of security : EQUITY</b>			
<b>Quarter ended: 31.03.2013</b>			
<b>Partly paid-up shares:-</b>			
	<b>No. of partly paid-up shares</b>	<b>As a % of total no. of partly paid-up shares</b>	<b>As a % of total no. of shares of the company</b>
Held by promoter/promoter group			
Held by public			
<b>Total - D</b>	<b>0</b>		
<b>Outstanding convertible securities:-</b>			
	<b>No. of outstanding securities</b>	<b>As a % of total no. of outstanding convertible securities</b>	<b>As a % of total no. of shares of the company, assuming full conversion of the convertible securities</b>
Held by promoter/promoter group			
Held by public			
<b>Total - E</b>	<b>0</b>		
<b>Warrants:-</b>			
	<b>No. of warrants</b>	<b>As a % of total no. of warrants</b>	<b>As a % of total no. of shares of the company, assuming full conversion of warrants</b>
Held by promoter/promoter group			
Held by public			
<b>Total - F</b>	<b>0</b>		
<b>Total paid-up capital of the company, assuming full conversion of warrants and convertible securities</b>			




**Statement Showing Shareholding Pattern**

Category code	Category of Shareholder	Number of Shareholders	Table (I)(a)		Total shareholding as a percentage of total number of shares		Shares Pledged or otherwise encumbered	
			Total number of shares	Number of shares held in dematerialized form	As a percentage of (A+B) <sup>1</sup>	As a percentage of (A+B+C)	Number of shares	As a percentage
			(IV)	(V)	(VI)	(VII)	(VIII)	(IX)= (VIII)/(IV)*100
(I)	(II)	(III)	(IV)	(V)	(VI)	(VII)	(VIII)	(IX)= (VIII)/(IV)*100
<b>(A)</b>	<b>Shareholding of Promoter and</b>							
<b>1</b>	<b>Indian</b>							
(a)	Individuals/ Hindu Undivided Family							
		4	661410	661410	0.24	0.22	0	0.00
(b)	Central Government/ State Government(s)	0	0		0.00	0.00	0	0.00
(c)	Bodies Corporate	2	82722456	82722456	29.86	27.73	0	0.00
(d)	Financial Institutions/ Banks	0	0	0	0.00	0.00	0	0.00
(e)	Any Others(Specify)	0	0	0	0.00	0.00	0	0.00
(e-i)	Associate Company	0	0	0	0.00	0.00	0	0.00
(e-ii)								0.00
	<b>Sub Total(A)(1)</b>	<b>6</b>	<b>83383866</b>	<b>83383866</b>	<b>30.10</b>	<b>27.95</b>	<b>0</b>	<b>0.00</b>
<b>2</b>	<b>Foreign</b>							
a	Individuals (Non-Residents Individuals/ Foreign Individuals)	0	0	0	0.00	0.00	0	0.00
b	Bodies Corporate	0	0	0	0.00	0.00	0	0.00
c	Institutions	0	0	0	0.00	0.00	0	0.00
d	Qualified Foreign Investor	0	0	0	0.00	0.00	0	0.00
e	Any Others(Specify)	0	0	0	0.00	0.00		
e-i								
	<b>Sub Total(A)(2)</b>	<b>0</b>	<b>0</b>	<b>0</b>	<b>0.00</b>	<b>0.00</b>	<b>0</b>	<b>0.00</b>
	<b>Total Shareholding of Promoter and</b>	<b>6</b>	<b>83383866</b>	<b>83383866</b>	<b>30.10</b>	<b>27.95</b>	<b>0</b>	<b>0.00</b>
<b>(B)</b>	<b>Public shareholding</b>							
<b>1</b>	<b>Institutions</b>							
(a)	Mutual Funds/ UTI	55	17989876	17983351	6.49	6.03		
(b)	Financial Institutions /Banks	32	339475	335045	0.12	0.11		
(c)	Central Government/ State Government(s)	0	0	0	0.00	0.00		
(d)	Venture Capital Funds	0	0	0	0.00	0.00		
(e)	Insurance Companies	3	5233734	5233734	1.89	1.75		
(f)	Foreign Institutional Investors	135	116384371	116382671	42.01	39.01		
(g)	Foreign Venture Capital Investors	0	0	0	0.00	0.00		
(h)	Qualified Foreign Investor	0	0	0	0.00	0.00		
(i)	Any Other (specify)							
(i-i)	Trust	6	64900	64900	0.02	0.02		
	<b>Sub-Total (B)(1)</b>	<b>231</b>	<b>140012356</b>	<b>139999701</b>	<b>50.54</b>	<b>46.94</b>		
<b>B 2</b>	<b>Non-institutions</b>							
(a)	Bodies Corporate	1309	9933708	9909356	3.59	3.33		
(b)	Individuals							
I	Individuals -i. Individual shareholders holding nominal share capital up to Rs 1 lakh	104478	33793005	29751635	12.20	11.33		
II	ii. Individual shareholders holding nominal share capital in excess of Rs. 1 lakh.	37	3221500	3221500	1.16	1.08		
(c)	Qualified Foreign Investor	1	200000	200000	0.07	0.07		
(d)	Any Other (specify)							
d-i	Foreign Nationals	4	57000	57000	0.02	0.02		
d-ii	Non-Resident individuals(Rep.)	1106	5295525	5271365	1.91	1.78		
d-iii	Non-Resident individuals(Non-Rep)	2052	1120947	666272	0.40			
d-iv	Overseas Corporate Bodies	1	10	10	0.00			
	<b>Sub-Total (B)(2)</b>	<b>108988</b>	<b>53621695</b>	<b>49077138</b>	<b>19.36</b>	<b>17.98</b>		
<b>(B)</b>	<b>Total Public Shareholding (B)= (B)(1)+(B)(2)</b>	<b>109219</b>	<b>193634051</b>	<b>189076839</b>	<b>69.90</b>	<b>64.91</b>		
	<b>TOTAL (A)+(B)</b>	<b>109225</b>	<b>277017917</b>	<b>272460705</b>	<b>100.00</b>	<b>92.86</b>		
<b>(C)</b>	<b>Shares held by Custodians and against which Depository Receipts have been issued</b>							
1	Promoter and Promoter Group	2	21290960	21290960		7.14		
2	Public	2	21290960	21290960		7.14		
	<b>Sub-Total (C)</b>	<b>2</b>	<b>21290960</b>	<b>21290960</b>		<b>7.137219721</b>	<b>0</b>	
	<b>GRAND TOTAL (A)+(B)+(C)</b>	<b>109227</b>	<b>298308877</b>	<b>293751665</b>		<b>100.00</b>	<b>0</b>	<b>0.00</b>



Sr.No	Notes
1	
2	
3	
4	
5	
6	
7	
8	
9	



**(I)(b) Statement showing holding of securities (including shares, warrants, convertible securities) of persons belonging to the category “Promoter and Promoter Group”**


Sr. No.	Name of the shareholder	Details of Shares held		Encumbered shares (*)			Details of warrants		Details of convertible securities		Total shares (including underlying shares assuming full conversion of warrants and convertible securities) as a % of diluted share capital
		Number of shares held	As a % of grand total (A) +(B) +( C )	No.	As a percentage	As a % of grand total (A)+(B)+(C) of sub-clause (I)(a )	Number of warrants held	As a % total number of warrants of the same class	Number of convertible securities held	As a % total number of convertible securities of the same class	
(i)	(ii)	(iii)	(iv)	(v)	(vi)=(v)/(iii)*100	(vii)	(viii)	(ix)	(x)	(xi)	(xii)
1	ELDER INFOSYSTEMS PVT LTD	52154456	17.48	N. A.	N. A.	N. A.	N. A.	N. A.	N. A.	N. A.	17.48
2	ELDER VENTURE LLP	30568000	10.25	N. A.	N. A.	N. A.	N. A.	N. A.	N. A.	N. A.	10.25
3	DEVANGI ATUL NISHAR	343720	0.12	N. A.	N. A.	N. A.	N. A.	N. A.	N. A.	N. A.	0.12
4	PRIYANKA ATUL NISHAR	315690	0.11	N. A.	N. A.	N. A.	N. A.	N. A.	N. A.	N. A.	0.11
5	ATUL KANTILAL NISHAR	1000	0.00	N. A.	N. A.	N. A.	N. A.	N. A.	N. A.	N. A.	0.00
6	ALKA ATUL NISHAR	1000	0.00	N. A.	N. A.	N. A.	N. A.	N. A.	N. A.	N. A.	0.00
<b>TOTAL</b>		<b>83383866</b>	<b>27.95</b>								<b>27.95</b>

(\* ) The term “encumbrance” has the same meaning as assigned to it in regulation 28(3) of the SAST Regulations, 2011



**(I)(c)(i) Statement showing holding of securities (including shares, warrants, convertible securities) of persons belonging to the category "Public" and holding more than 1% of the total number of shares**

Sr. No.	Name of the shareholder	Number of shares held	Shares as a percentage of total number of shares {i.e., Grand Total (A)+(B)+(C) indicated in Statement at para (I)(a) above}	Details of warrants		Details of convertible securities		Total shares (including underlying shares assuming full conversion of warrants and convertible securities) as a % of diluted share capital
				Number of warrants held	As a % total number of warrants of the same class	Number of convertible securities held	% w.r.t total number of convertible securities of the same class	
1	DALI LIMITED	28627294	9.60	N. A.	N. A.	N. A.	N. A.	9.60
2	GA GLOBAL INVESTMENTS LTD	21139580	7.09	N. A.	N. A.	N. A.	N. A.	7.09
3	FID FUNDS(MAURITIUS) LIMITED	8408720	2.82	N. A.	N. A.	N. A.	N. A.	2.82
4	GMO EMERGING MARKETS FUND	6385626	2.14	N. A.	N. A.	N. A.	N. A.	2.14
5	LIFE INSURANCE CORPORATION OF INDIA	4062414	1.36	N. A.	N. A.	N. A.	N. A.	1.36
6	ICICI PRUDENTIAL DYNAMIC PLAN	4040126	1.35	N. A.	N. A.	N. A.	N. A.	1.35
7	LSV EMERGING MARKETS EQUITY FUND LP	3456800	1.16	N.A	N.A	N.A	N.A	1.16
8	HDFC STANDARD LIFE INSURANCE CO.LTD	3381265	1.13	N. A.	N. A.	N. A.	N. A.	1.13
<b>TOTAL</b>		<b>79501825</b>	<b>26.65</b>					<b>26.65</b>



**(I)(c)(ii) Statement showing holding of securities (including shares, warrants, convertible securities) of persons (together with PAC) belonging to the category "Public" and holding more than 5% of the total number of shares of the company**

Sr. No.	Name(s) of the shareholder(s) and the Persons Acting in Concert (PAC) with them	Number of shares	Shares as a percentage of total number of shares {i.e., Grand Total (A)+(B)+(C) indicated in Statement at para (I)(a) above}	Details of warrants		Details of convertible securities		Total shares (including underlying shares assuming full conversion of warrants and convertible securities) as a % of diluted share capital
				Number of warrants	As a % total number of warrants of the same class	Number of convertible securities held	% w.r.t total number of convertible securities of the same class	
1	DALI LIMITED	28627294	9.60	N. A.	N. A.	N. A.	N. A.	9.60
2	GA GLOBAL INVESTMENTS I	21139580	7.09	N. A.	N. A.	N. A.	N. A.	7.09
	<b>TOTAL</b>	<b>49766874</b>	<b>16.68</b>					<b>16.68</b>



**(I)(d) Statement showing details of locked-in shares**

Sr. No.	Name of the shareholder	Number of locked-in shares	Locked-in shares as a percentage of total number of shares {i.e., Grand Total (A)+(B)+(C) indicated in Statement at para (I)(a) above}	Promoter / Promoter Group / Public
	N.A.		0.00	
<b>TOTAL</b>		<b>0</b>	<b>0.00</b>	



(II)(a) Statement showing details of Depository Receipts (DRs)

Sr. No.	Type of outstanding DR (ADRs, GDRs, SDRs, etc.)	Number of outstanding DRs	Number of shares underlying outstanding DRs	Shares underlying outstanding DRs as a percentage of total number of shares {i.e., Grand Total (A)+(B)+(C) indicated in Statement at para (I)(a) above}
1	GDR(DEUTSCHE BANK TRUST COMPANY AMERICAS	359120	179560	0.06
2	ADR(JP MORGAN CHASE BANK	21111400	21111400	7.08
	<b>TOTAL</b>	<b>21470520</b>	<b>21290960</b>	<b>7.14</b>





**(II)(b) Statement showing holding of Depository Receipts (DRs), where underlying shares held by "promoter/promoter group" are in excess of 1% of the total number of shares**

Sr. No.	Name of the DR Holder	Type of outstanding DR (ADRs, GDRs, SDRs, etc.)	Number of shares underlying outstanding DRs	Shares underlying outstanding DRs as a percentage of total number of shares {i.e., Grand Total (A)+(B)+(C) indicated in Statement at para (I)(a) above}
1				0.00
	N. A.			
<b>TOTAL</b>			<b>0</b>	

