



Introductory sub-table (I)(a)

Name of the Company: HEXAWARE TECHNOLOGIES LIMITED			
Scrip Code : 532129 Name of the scrip : HEXAWARE class of security : EQUITY			
Quarter ended: 30.09.2015			
Partly paid-up shares:-	No. of partly paid-up shares	As a % of total no. of partly paid-up shares	As a % of total no. of shares of the company
Held by promoter/promoter group			
Held by public			
Total - D	0		
Outstanding convertible securities:- No. of outstanding securities		As a % of total no. of outstanding convertible securities	As a % of total no. of shares of the company, assuming full conversion of the convertible securities
Held by promoter/promoter group			
Held by public			
Total - E	0		
Warrants:-	No. of warrants	As a % of total no. of warrants	As a % of total no. of shares of the company, assuming full conversion of warrants
Held by promoter/promoter group			
Held by public			
Total - F	0		
Total paid-up capital of the company, assuming full conversion of warrants and convertible securities		301506122 Equity Shares of Rs.2 each (face value) amounting to Rs.603012244	



Statement Showing Shareholding Pattern

Table (I)(a)								
Category code	Category of Shareholder	Number of Shareholders	Total number of shares	Number of shares held in dematerialized form	Total shareholding as a percentage of total number of shares		Shares Pledged or otherwise encumbered	
					As a percentage of (A+B) ¹	As a percentage of (A+B+C)	Number of shares	As a percentage
(I)	(II)	(III)	(IV)	(V)	(VI)	(VII)	(VIII)	(IX)= (VIII)/(IV)*100
(A)	Shareholding of Promoter and Promoter Group²							
1	Indian							
(a)	Individuals/ Hindu Undivided Family	0	0	0	0.00	0.00	0	#DIV/0!
(b)	Central Government/ State Government(s)							
(c)	Bodies Corporate	0	0	0	0.00	0.00	0	#DIV/0!
(d)	Financial Institutions/ Banks	0	0	0	0.00	0.00	0	0.00
(e)	Any Others(Specify)	0	0	0	0.00	0.00	0	0.00
(e-i)	Associate Company	0	0	0	0.00	0.00	0	0.00
(e-ii)								0.00
	Sub Total(A)(1)	0	0	0	0.00	0.00	0	#DIV/0!
2	Foreign							
a	Individuals (Non-Residents Individuals/ Foreign Individuals)	0	0	0	0.00	0.00	0	0.00
b	Bodies Corporate	2	215047193	215047193	71.36	71.32	0	0.00
c	Institutions	0	0	0	0.00	0.00	0	0.00
d	Qualified Foreign Investor	0	0	0	0.00	0.00	0	0.00
e	Any Others(Specify)	0	0	0	0.00	0.00		
e-1								
	Sub Total(A)(2)	2	215047193	215047193	71.36	71.32	0	0.00
	Total Shareholding of Promoter and Promoter Group (A)= (A)(1)+(A)(2)	2	215047193	215047193	71.36	71.32	0	0.00
(B)	Public shareholding							
1	Institutions							
(a)	Mutual Funds/ UTI	53	18720569	18714044	6.21	6.21		
(b)	Financial Institutions/ Banks	33	366794	362364	0.12	0.12		
(c)	Central Government/ State Government(s)							
(d)	Venture Capital Funds	0	0	0	0.00	0.00		
(e)	Insurance Companies	2	283546	283546	0.09	0.09		
(f)	Foreign Institutional Investors/Foreign Portfolio Cop.	117	32389239	32387539	10.75	10.74		
(g)	Foreign Venture Capital Investors	0	0	0	0.00	0.00		
(h)	Qualified Foreign Investor	0	0	0	0.00	0.00		
(i)	Any Other (specify)							
(i-i)	Trust	7	18200	18200	0.01	0.01		
	Sub-Total (B)(1)	212	51778348	51765693	17.18	17.17		
B 2	Non-institutions							
(a)	Bodies Corporate	1147	5592241	5568049	1.86	1.85		
(b)	Individuals							
I	Individuals -i. Individual shareholders holding nominal share capital up to Rs 1 lakh	84221	23768520	20164601	7.89	7.88		
II	ii. Individual shareholders holding nominal share capital in excess of Rs. 1 lakh.	23	3055859	3055859	1.01	1.01		
(c)	Qualified Foreign Investor	0	0	0	0.00	0.00		
(d)	Any Other (specify)							
d-i	Foreign Nationals	2	13500	13500	0.00	0.00		
d-ii	Non-Resident individuals(Rep.)	1024	1130951	1130791	0.38	0.38		
d-iii	Non-Resident individuals(Non-Rep)	1991	979940	555415	0.33	0.33		
d-iv	Overseas Corporate Bodies	1	10	10	0.00	0.00		
	Sub-Total (B)(2)	88409	34541021	30488225	11.46	11.46		
(B)	Total Public Shareholding (B)= (B)(1)+(B)(2)	88621	86319369	82253918	28.64	28.63		
	TOTAL (A)+(B)	88623	301366562	297301111	100.00	99.95		
(C)	Shares held by Custodians and against which Depository Receipts have been issued							
1	Promoter and Promoter Group	0	0	0	0	0.00		
2	Public	1	139560	139560	0.05	0.05		
	Sub-Total (C)	1	139560	139560	0.05	0.05	0	
	GRAND TOTAL (A)+(B)+(C)	88624	301506122	297440671		100.00	0	0.00



Sr.No	Notes
1	
2	
3	
4	
5	
6	
7	
8	
9	



(I)(b) Statement showing holding of securities (including shares, warrants, convertible securities) of persons belonging to the category "Promoter and Promoter Group"

Sr. No.	Name of the shareholder	Details of Shares held		Encumbered shares (*)			Details of warrants		Details of convertible securities		Total shares (including underlying shares assuming full conversion of warrants and convertible securities) as a % of diluted share capital
		Number of shares held	As a % of grand total (A)+(B)+(C)	No.	As a percentage	As a % of grand total (A)+(B)+(C) of sub-clause (I)(a)	Number of warrants held	As a % total number of warrants of the same class	Number of convertible securities held	As a % total number of convertible securities of the same class	
(i)	(ii)	(iii)	(iv)	(v)	(vi)=(v)/(iii)*100	(vii)	(viii)	(ix)	(x)	(xi)	(xii)
1	HT GLOBAL IT SOLUTIONS HOLDINGS LTD	193935793	64.32	N. A.	N. A.	N. A.	N. A.	N. A.	N. A.	N. A.	64.32
2	HT GLOBAL IT SOLUTIONS HOLDINGS LTD	21111400	7.00	N. A.	N. A.	N. A.	N. A.	N. A.	N. A.	N. A.	7.00
TOTAL		215047193	71.32								71.32

(*) The term "encumbrance" has the same meaning as assigned to it in regulation 28(3) of the SAST Regulations, 2011



(I)(c)(i) Statement showing holding of securities (including shares, warrants, convertible securities) of persons belonging to the category "Public" and holding more than 1% of the total number of shares

Sr. No.	Name of the shareholder	Number of shares held	Shares as a percentage of total number of shares {i.e., Grand Total (A)+(B)+(C) indicated in Statement at para (I)(a) above}	Details of warrants		Details of convertible securities		Total shares (including underlying shares assuming full conversion of warrants and convertible securities) as a % of diluted share capital
				Number of warrants held	As a % total number of warrants of the same class	Number of convertible securities held	% w.r.t total number of convertible securities of the same class	
1	HDFC TRUSTEE COMPANY LTD-A/C HDFC	5577000	1.85	N. A.	N. A.	N. A.	N. A.	1.85
2	GOVERNMENT PENSION FUND GLOBAL	4662289	1.55	N.A	N.A	N.A	N.A	1.55
TOTAL		10239289	3.40					3.40




(I)(c)(ii) Statement showing holding of securities (including shares, warrants, convertible securities) of persons (together with PAC) belonging to the category “Public” and holding more than 5% of the total number of shares of the company

Sr. No.	Name(s) of the shareholder(s) and the Persons Acting in Concert (PAC) with them	Number of shares	Shares as a percentage of total number of shares {i.e., Grand Total (A)+(B)+(C) indicated in Statement at para (I)(a) above}	Details of warrants		Details of convertible securities		Total shares (including underlying shares assuming full conversion of warrants and convertible securities) as a % of diluted share capital
				Number of warrants	As a % total number of warrants of the same class	Number of convertible securities held	% w.r.t total number of convertible securities of the same class	
			N.A					



(I)(d) Statement showing details of locked-in shares

Sr. No.	Name of the shareholder	Number of locked-in shares	Locked-in shares as a percentage of total number of shares {i.e., Grand Total (A)+(B)+(C) indicated in Statement at para (I)(a) above}	Promoter / Promoter Group / Public
	N.A.	NIL	NIL	
TOTAL				



(II)(a) Statement showing details of Depository Receipts (DRs)

Sr. No.	Type of outstanding DR (ADRs, GDRs, SDRs, etc.)	Number of outstanding DRs	Number of shares underlying outstanding DRs	Shares underlying outstanding DRs as a percentage of total number of shares {i.e., Grand Total (A)+(B)+(C) indicated in Statement at para (I)(a) above}
1	GDR(DEUTSCHE BANK TRUST COMPANY AMERICAS	279120	139560	0.05
	TOTAL	279120	139560	0.05



(II)(b) Statement showing holding of Depository Receipts (DRs), where underlying shares held by "promoter/promoter group" are in excess of 1% of the total number of shares

Sr. No.	Name of the DR Holder	Type of outstanding DR (ADRs, GDRs, SDRs, etc.)	Number of shares underlying outstanding DRs	Shares underlying outstanding DRs as a percentage of total number of shares {i.e., Grand Total (A)+(B)+(C) indicated in Statement at para (I)(a) above}
1	N.A.		0	0.00
TOTAL			0	

