

July 8, 2015

**Bombay Stock Exchange Limited**

Phiroze Jeejeebhoy Towers,  
Dalal Street,  
Fort,  
Mumbai 400 023

**Kind Attn: Mr. Troydon Bird – Deputy Manager**

**Sub: Clause 35 of the Listing Agreement**

Dear Sir,


Pursuant to Clause 35 of the Listing Agreement entered into between the Exchange and our Company, we enclose herewith the shareholding pattern of the Company as on June 30, 2015.

Kindly take the same on your record.

Thanking you,

Yours faithfully,

**For Hexaware Technologies Limited**



**Gunjan Methi**

**Company Secretary**

Encl: as above.

Name of the Company: HEXAWARE TECHNOLOGIES LIMITED

Scrip Code : 532129 Name of the scrip : HEXAWARE class of security : EQUITY

Quarter ended: 30.06.2015

Partly paid-up shares:-	No. of partly paid-up shares	As a % of total no. of partly paid-up shares	As a % of total no. of shares of the company
Held by promoter/promoter group			
Held by public			
<b>Total - D</b>	<b>0</b>		

Outstanding convertible securities:- No. of outstanding securities	As a % of total no. of outstanding convertible securities	As a % of total no. of shares of the company, assuming full conversion of the convertible securities
Held by promoter/promoter group		
Held by public		
<b>Total - E</b>	<b>0</b>	


Warrants:-	No. of warrants	As a % of total no. of warrants	As a % of total no. of shares of the company, assuming full conversion of warrants
Held by promoter/promoter group			
Held by public			
<b>Total - F</b>	<b>0</b>		

Total paid-up capital of the company, assuming full conversion of warrants and convertible securities




**Statement Showing Shareholding Pattern**

Category code	Category of Shareholder	Number of Shareholders	Table (I)(a)				Shares Pledged or otherwise encumbered	
			Total number of shares	Number of shares held in dematerialized form	Total shareholding as a percentage of total number of shares		Number of shares	As a percentage
					As a percentage of (A+B) <sup>1</sup>	As a percentage of (A+B+C)		
(I)	(II)	(III)	(IV)	(V)	(VI)	(VII)	(VIII)	(IX)= (VIII)/(IV)*100
<b>(A)</b>	<b>Shareholding of Promoter and Promoter Group<sup>2</sup></b>							
<b>1</b>	<b>Indian</b>							
(a)	Individuals/ Hindu Undivided Family	0	0	0	0.00	0.00	0	#DIV/0!
(b)	Central Government/ State Government(s)	0	0	0	0.00	0.00	0	0.00
(c)	Bodies Corporate	0	0	0	0.00	0.00	0	#DIV/0!
(d)	Financial Institutions/ Banks	0	0	0	0.00	0.00	0	0.00
(e)	Any Others(Specify)	0	0	0	0.00	0.00	0	0.00
(e-i)	Associate Company	0	0	0	0.00	0.00	0	0.00
(e-ii)								0.00
	<b>Sub Total(A)(1)</b>	<b>0</b>	<b>0</b>	<b>0</b>	<b>0.00</b>	<b>0.00</b>	<b>0</b>	<b>#DIV/0!</b>
<b>2</b>	<b>Foreign</b>							
a	Individuals (Non-Residents Individuals/ Foreign Individuals)	0	0	0	0.00	0.00	0	0.00
b	Bodies Corporate	2	215047193	215047193	71.40	71.35	0	0.00
c	Institutions	0	0	0	0.00	0.00	0	0.00
d	Qualified Foreign Investor	0	0	0	0.00	0.00	0	0.00
e	Any Others(Specify)	0	0	0	0.00	0.00	0	0.00
e-i								
	<b>Sub Total(A)(2)</b>	<b>2</b>	<b>215047193</b>	<b>215047193</b>	<b>71.40</b>	<b>71.35</b>	<b>0</b>	<b>0.00</b>
	<b>Total Shareholding of Promoter and Promoter Group (A)= (A)(1)+(A)(2)</b>	<b>2</b>	<b>215047193</b>	<b>215047193</b>	<b>71.40</b>	<b>71.35</b>	<b>0</b>	<b>0.00</b>
<b>(B)</b>	<b>Public shareholding</b>							
<b>1</b>	<b>Institutions</b>							
(a)	Mutual Funds/ UTI	35	12850360	12843835	4.27	4.26		
(b)	Financial Institutions /Banks	30	33193	28763	0.01	0.01		
(c)	Central Government/ State Government(s)	0	0	0	0.00	0.00		
(d)	Venture Capital Funds	0	0	0	0.00	0.00		
(e)	Insurance Companies	1	20820	20820	0.01	0.01		
(f)	Foreign Institutional Investors/Foreign Portfolio Cop.	117	42303663	42301963	14.05	14.04		
(g)	Foreign Venture Capital Investors	0	0	0	0.00	0.00		
(h)	Qualified Foreign Investor	0	0	0	0.00	0.00		
(i)	Any Other (specify)							
(i-i)	Trust	6	16400	16400	0.01	0.01		
	<b>Sub-Total (B)(1)</b>	<b>189</b>	<b>55224436</b>	<b>55211781</b>	<b>18.33</b>	<b>18.32</b>		
<b>B 2</b>	<b>Non-institutions</b>							
(a)	Bodies Corporate	1083	2981511	2957319	0.99	0.99		
(b)	Individuals							
I	Individuals -i. Individual shareholders holding nominal share capital up to Rs 1 lakh	81090	22497859	18864425	7.47	7.46		
II	ii. Individual shareholders holding nominal share capital in excess of Rs. 1 lakh.	26	3411199	3411199	1.13	1.13		
(c)	Qualified Foreign Investor	0	0	0	0.00	0.00		
(d)	Any Other (specify)							
d-i	Foreign Nationals	1	6000	6000	0.00	0.00		
d-ii	Non-Resident individuals(Rep.)	992	1075044	1074884	0.36	0.36		
d-iii	Non-Resident individuals(Non-Rep)	1982	955410	529165	0.32	0.32		
d-iv	Overseas Corporate Bodies	1	10	10	0.00	0.00		
	<b>Sub-Total (B)(2)</b>	<b>85175</b>	<b>30927033</b>	<b>26843002</b>	<b>10.27</b>	<b>10.26</b>		
<b>(B)</b>	<b>Total Public Shareholding (B)= (B)(1)+(B)(2)</b>	<b>85364</b>	<b>86151469</b>	<b>82054783</b>	<b>28.60</b>	<b>28.59</b>		
	<b>TOTAL (A)+(B)</b>	<b>85366</b>	<b>301198662</b>	<b>297101976</b>	<b>100.00</b>	<b>99.94</b>		
<b>(C)</b>	<b>Shares held by Custodians and against which Depository Receipts have been issued</b>							
1	Promoter and Promoter Group	0	0	0		0.06		
2	Public	1	179560	179560		0.06		
	<b>Sub-Total (C)</b>	<b>1</b>	<b>179560</b>	<b>179560</b>		<b>0.05957962</b>	<b>0</b>	
	<b>GRAND TOTAL (A)+(B)+(C)</b>	<b>85367</b>	<b>301378222</b>	<b>297281536</b>		<b>100.00</b>	<b>0</b>	<b>0.00</b>



**Sr.No** **Notes**

1	
2	
3	
4	
5	
6	
7	
8	
9	



**(I)(b) Statement showing holding of securities (including shares, warrants, convertible securities) of persons belonging to the category “Promoter and Promoter Group”**

Sr. No.	Name of the shareholder	Details of Shares held		Encumbered shares (*)			Details of warrants		Details of convertible securities		Total shares (including underlying shares assuming full conversion of warrants and convertible securities) as a % of diluted share capital
		Number of shares held	As a % of grand total (A)+(B)+(C)	No.	As a percentage	As a % of grand total (A)+(B)+(C) of sub-clause (I)(a)	Number of warrants held	As a % total number of warrants of the same class	Number of convertible securities held	As a % total number of convertible securities of the same class	
(I)	(II)	(III)	(IV)	(V)	(VI)=(V)/(III)*100	(VII)	(VIII)	(IX)	(X)	(XI)	(XII)
1	HT GLOBAL IT SOLUTIONS HOLDINGS LTD	193935793	64.35	N. A.	N. A.	N. A.	N. A.	N. A.	N. A.	N. A.	64.35
2	HT GLOBAL IT SOLUTIONS HOLDINGS LTD	21111400	7.00	N. A.	N. A.	N. A.	N. A.	N. A.	N. A.	N. A.	7.00
<b>TOTAL</b>		<b>215047193</b>	<b>71.35</b>								<b>71.35</b>

(\*) The term “encumbrance” has the same meaning as assigned to it in regulation 28(3) of the SAST Regulations, 2011




**(I)(c)(i) Statement showing holding of securities (including shares, warrants, convertible securities) of persons belonging to the category “Public” and holding more than 1% of the total number of shares**

Sr. No.	Name of the shareholder	Number of shares held	Shares as a percentage of total number of shares {i.e., Grand Total (A)+(B)+(C) indicated in Statement at para (I)(a) above}	Details of warrants		Details of convertible securities		Total shares (including underlying shares assuming full conversion of warrants and convertible securities) as a % of diluted share capital
				Number of warrants held	As a % total number of warrants of the same class	Number of convertible securities held	% w.r.t total number of convertible securities of the same class	
1	CARTICA CAPITAL LTD	10721937	3.56	N. A.	N. A.	N. A.	N. A.	3.56
2	HDFC TRUSTEE COMPANY LTD-A/C HDFC	4800000	1.59	N.A	N.A	N.A	N.A	1.59
3	GOVERNMENT PENSION FUND GLOBAL	4662289	1.55	N.A	N.A	N.A	N.A	1.55
<b>TOTAL</b>		<b>20184226</b>	<b>6.70</b>					<b>6.70</b>




**(I)(c)(ii) Statement showing holding of securities (including shares, warrants, convertible securities) of persons (together with PAC) belonging to the category “Public” and holding more than 5% of the total number of shares of the company**

Sr. No.	Name(s) of the shareholder(s) and the Persons Acting in Concert (PAC) with them	Number of shares	Shares as a percentage of total number of shares {i.e., Grand Total (A)+(B)+(C) indicated in Statement at para (I)(a) above}	Details of warrants		Details of convertible securities		Total shares (including underlying shares assuming full conversion of warrants and convertible securities) as a % of diluted share capital
				Number of warrants	As a % total number of warrants of the same class	Number of convertible securities held	% w.r.t total number of convertible securities of the same class	



**(I)(d) Statement showing details of locked-in shares**

<b>Sr. No.</b>	<b>Name of the shareholder</b>	<b>Number of locked-in shares</b>	<b>Locked-in shares as a percentage of total number of shares {i.e., Grand Total (A)+(B)+(C) indicated in Statement at para (I)(a) above}</b>	<b>Promoter / Promoter Group / Public</b>
	N.A.			
<b>TOTAL</b>				





**(II)(a) Statement showing details of Depository Receipts (DRs)**

<b>Sr. No.</b>	<b>Type of outstanding DR (ADRs, GDRs, SDRs, etc.)</b>	<b>Number of outstanding DRs</b>	<b>Number of shares underlying outstanding DRs</b>	<b>Shares underlying outstanding DRs as a percentage of total number of shares {i.e., Grand Total (A)+(B)+(C) indicated in Statement at para (I)(a) above}</b>
1	GDR(DEUTSCHE BANK TRUST COMPANY AMERICAS	359120	179560	0.06
	<b>TOTAL</b>	<b>359120</b>	<b>179560</b>	<b>0.06</b>



**(II)(b) Statement showing holding of Depository Receipts (DRs), where underlying shares held by "promoter/promoter group" are in excess of 1% of the total number of shares**

Sr. No.	Name of the DR Holder	Type of outstanding DR (ADRs, GDRs, SDRs, etc.)	Number of shares underlying outstanding DRs	Shares underlying outstanding DRs as a percentage of total number of shares {i.e., Grand Total (A)+(B)+(C) indicated in Statement at para (I)(a) above}
1				0.00
	N. A.			
<b>TOTAL</b>			<b>0</b>	

