

April 15, 2015

Bombay Stock Exchange Limited

Phiroze Jeejeebhoy Towers,
Dalal Street,
Fort,
Mumbai 400 023

Kind Attn: Mr. Troydon Bird – Deputy Manager

Sub: Clause 35 of the Listing Agreement

Dear Sir,


Pursuant to Clause 35 of the Listing Agreement entered into between the Exchange and our Company, we enclose herewith the shareholding pattern of the Company as on March 31, 2015.

Kindly take the same on your record.

Thanking you,

Yours faithfully,

For **Hexaware Technologies Limited**




Gunjan Methi

Company Secretary

Encl: as above.

Statement Showing Shareholding Pattern

Category code	Category of Shareholder	Number of Shareholders	Table (I)(a)		Total shareholding as a percentage of total number of shares		Shares Pledged or otherwise encumbered	
			Total number of shares	Number of shares held in dematerialized form	As a percentage of (A+B) ¹	As a percentage of (A+B+C)	Number of shares	As a percentage
(I)	(II)	(III)	(IV)	(V)	(VI)	(VII)	(VIII)	(IX)= (VIII)/(IV)*100
(A)	Shareholding of Promoter and Promoter Group²							
1	Indian							
(a)	Individuals/ Hindu Undivided Family	0		0	0.00	0.00	0	#DIV/0!
(b)	Central Government/ State Government(s)	0		0	0.00	0.00	0	0.00
(c)	Bodies Corporate	0		0	0.00	0.00	0	#DIV/0!
(d)	Financial Institutions/ Banks	0		0	0.00	0.00	0	0.00
(e)	Any Others(Specify)	0		0	0.00	0.00	0	0.00
(e-i)	Associate Company	0		0	0.00	0.00	0	0.00
(e-ii)								0.00
	Sub Total(A)(1)	0		0	0.00	0.00	0	#DIV/0!
2	Foreign							
a	Individuals (Non-Residents Individuals/ Foreign Individuals)	0		0	0.00	0.00	0	0.00
b	Bodies Corporate	2	215047193	215047193	71.46	71.41	0	0.00
c	Institutions	0		0	0.00	0.00	0	0.00
d	Qualified Foreign Investor	0		0	0.00	0.00	0	0.00
e	Any Others(Specify)	0		0	0.00	0.00		
e-i								
	Sub Total(A)(2)	2	215047193	215047193	71.46	71.41	0	0.00
	Total Shareholding of Promoter and Promoter Group (A)= (A)(1)+(A)(2)	2	215047193	215047193	71.46	71.41	0	0.00
(B)	Public shareholding							
1	Institutions							
(a)	Mutual Funds/ UTI	32	12409185	12402660	4.12	4.12		
(b)	Financial Institutions / Banks	31	169759	165329	0.06	0.06		
(c)	Central Government/ State Government(s)	0		0	0.00	0.00		
(d)	Venture Capital Funds	0		0	0.00	0.00		
(e)	Insurance Companies	2	349428	349428	0.12	0.12		
(f)	Foreign Institutional Investors/Foreign Portfolio Cop.	120	41267354	41265654	13.71	13.70		
(g)	Foreign Venture Capital Investors	0		0	0.00	0.00		
(h)	Qualified Foreign Investor	0		0	0.00	0.00		
(i)	Any Other (specify)							
(i-i)	Trust	7	16000	16000	0.01	0.01		
	Sub-Total (B)(1)	192	54211726	54199071	18.01	18.00		
B 2	Non-institutions							
(a)	Bodies Corporate	1034	3234453	3210261	1.07	1.07		
(b)	Individuals							
I	Individuals -i. Individual shareholders holding nominal share capital up to Rs 1 lakh	79252	22825155	19162346	7.58	7.58		
II	ii. Individual shareholders holding nominal share capital in excess of Rs. 1 lakh.	27	3635099	3635099	1.21	1.21		
(c)	Qualified Foreign Investor	0		0	0.00	0.00		
(d)	Any Other (specify)							
d-i	Foreign Nationals	1	6000	6000	0.00	0.00		
d-ii	Non-Resident individuals(Rep.)	991	1132010	1131850	0.38	0.38		
d-iii	Non-Resident individuals(Non-Rep)	1992	852516	422551	0.28	0.28		
d-iv	Overseas Corporate Bodies	1	10	10	0.00	0.00		
	Sub-Total (B)(2)	83298	31685243	27568117	10.53	10.52		
(B)	Total Public Shareholding (B)= (B)(1)+(B)(2)	83490	85896969	81767188	28.54	28.53		
	TOTAL (A)+(B)	83492	300944162	296814381	100.00	99.94		
(C)	Shares held by Custodians and against which Depository Receipts have been issued							
1	Promoter and Promoter Group					0.00		
2	Public	1	179560	179560		0.06		
	Sub-Total (C)	1	179560	179560		0.06	0	
	GRAND TOTAL (A)+(B)+(C)	83493	301123722	296993941		100.00	0	0.00



Sr.No	Notes
1	NIL
2	
3	
4	
5	
6	
7	
8	
9	



(I)(b) Statement showing holding of securities (including shares, warrants, convertible securities) of persons belonging to the category “Promoter and Promoter Group”

Sr. No.	Name of the shareholder	Details of Shares held		Encumbered shares (*)			Details of warrants		Details of convertible securities		Total shares (including underlying shares assuming full conversion of warrants and convertible securities) as a % of diluted share capital
		Number of shares held	As a % of grand total (A)+(B)+(C)	No.	As a percentage	As a % of grand total (A)+(B)+(C) of sub-clause (I)(a)	Number of warrants held	As a % total number of warrants of the same class	Number of convertible securities held	As a % total number of convertible securities of the same class	
(I)	(II)	(III)	(IV)	(V)	(VI)=(V)/(III)*100	(VII)	(VIII)	(IX)	(X)	(XI)	(XII)
1	HT GLOBAL IT SOLUTIONS HOLDINGS LTD	193935793	64.40	N. A.	N. A.	N. A.	N. A.	N. A.	N. A.	N. A.	64.40
2	HT GLOBAL IT SOLUTIONS HOLDINGS LTD	21111400	7.01	N. A.	N. A.	N. A.	N. A.	N. A.	N. A.	N. A.	7.01
TOTAL		215047193	71.41								71.41

(*) The term “encumbrance” has the same meaning as assigned to it in regulation 28(3) of the SAST Regulations, 2011



(I)(c)(i) Statement showing holding of securities (including shares, warrants, convertible securities) of persons belonging to the category "Public" and holding more than 1% of the total number of shares

Sr. No.	Name of the shareholder	Number of shares held	Shares as a percentage of total number of shares {i.e., Grand Total (A)+(B)+(C) indicated in Statement at para (I)(a) above}	Details of warrants		Details of convertible securities		Total shares (including underlying shares assuming full conversion of warrants and convertible securities) as a % of diluted share capital
				Number of warrants held	As a % total number of warrants of the same class	Number of convertible securities held	% w.r.t total number of convertible securities of the same class	
1	GOVERNMENT PENSION FUND GLOBAL	4662289	1.55	N. A.	N. A.	N. A.	N. A.	1.55
2	HDFC TRUSTEE COMPANY LTD- A/C HDFC MID - CAPOPPORTUNITIES FUND	4200000	1.39	N.A	N.A	N.A	N.A	1.39
TOTAL		8862289	2.94					2.94




(I)(c)(ii) Statement showing holding of securities (including shares, warrants, convertible securities) of persons (together with PAC) belonging to the category “Public” and holding more than 5% of the total number of shares of the company

Sr. No.	Name(s) of the shareholder(s) and the Persons Acting in Concert (PAC) with them	Number of shares	Shares as a percentage of total number of shares {i.e., Grand Total (A)+(B)+(C) indicated in Statement at para (I)(a) above}	Details of warrants		Details of convertible securities		Total shares (including underlying shares assuming full conversion of warrants and convertible securities) as a % of diluted share capital
				Number of warrants	As a % total number of warrants of the same class	Number of convertible securities held	% w.r.t total number of convertible securities of the same class	
	NIL	NIL	0.00	0	0	0	0	0.00



(I)(d) Statement showing details of locked-in shares

Sr. No.	Name of the shareholder	Number of locked-in shares	Locked-in shares as a percentage of total number of shares {i.e., Grand Total (A)+(B)+(C) indicated in Statement at para (I)(a) above}	Promoter / Promoter Group / Public
	N.A.			
TOTAL				



(II)(a) Statement showing details of Depository Receipts (DRs)

Sr. No.	Type of outstanding DR (ADRs, GDRs, SDRs, etc.)	Number of outstanding DRs	Number of shares underlying outstanding DRs	Shares underlying outstanding DRs as a percentage of total number of shares {i.e., Grand Total (A)+(B)+(C) indicated in Statement at para (I)(a) above}
1	GDR(DEUTSCHE BANK TRUST COMPANY AMERICAS	359120	179560	0.06
	TOTAL	359120	179560	0.06



(II)(b) Statement showing holding of Depository Receipts (DRs), where underlying shares held by "promoter/promoter group" are in excess of 1% of the total number of shares

Sr. No.	Name of the DR Holder	Type of outstanding DR (ADRs, GDRs, SDRs, etc.)	Number of shares underlying outstanding DRs	Shares underlying outstanding DRs as a percentage of total number of shares {i.e., Grand Total (A)+(B)+(C) indicated in Statement at para (I)(a) above}
1				0.00
	N. A.			
TOTAL			0	

