

October 11, 2012

National Stock Exchange of India Limited

Exchange Plaza, 5th floor,
Plot No. C/1, G Block,
Bandra - Kurla Complex,
Bandra (East),
Mumbai - 400 051.

Kind Attn: Mr. Hari K.

Sub: Clause 35 of the Listing Agreement


Dear Sir,

Pursuant to Clause 35 of the Listing Agreement entered into between the Exchange and our Company, we enclose herewith the shareholding pattern of the Company as on September 30, 2012.

Kindly take the same on your record.


Thanking you,
Yours faithfully,

For **Hexaware Technologies Limited**



Gunjan Methi
Company Secretary

Encl: as above



Introductory sub-table (I)(a)

Name of the Company: **HEXAWARE TECHNOLOGIES LIMITED**

Scrip Code : **532129** Name of the scrip : **HEXAWARE** class of security : **EQUITY**

Quarter ended: **30.09.2012**

Partly paid-up shares:-	No. of partly paid-up shares		As a % of total no. of partly paid-up shares		As a % of total no. of shares of the company	
Held by promoter/promoter group	0		#DIV/0!		#DIV/0!	
Held by public	0		#DIV/0!		#DIV/0!	
Total - D	0		#DIV/0!		#DIV/0!	

As a % of total no. of outstanding convertible securities

Outstanding convertible securities:-	No. of outstanding securities		As a % of total no. of outstanding convertible securities		As a % of total no. of shares of the company, assuming full conversion of the convertible securities	
Held by promoter/promoter group	0		#DIV/0!		#DIV/0!	
Held by public	0		#DIV/0!		#DIV/0!	
Total - E	0		#DIV/0!		#DIV/0!	

As a % of total no. of warrants

Warrants:-	No. of warrants		As a % of total no. of warrants		As a % of total no. of shares of the company, assuming full conversion of warrants	
Held by promoter/promoter group	0		#DIV/0!		#DIV/0!	
Held by public	0		#DIV/0!		#DIV/0!	
Total - F	0		#DIV/0!		#DIV/0!	

Total paid-up capital of the company, assuming full conversion of warrants and convertible securities



Statement Showing Shareholding Pattern

Category code	Category of Shareholder	Number of Shareholders	Table (I)(a)		Total shareholding as a percentage of total number of shares		Shares Pledged or otherwise encumbered		
			Total number of shares	Number of shares held in dematerialized form	As a percentage of (A+B) ¹	As a percentage of (A+B+C)	Number of shares	As a percentage	
			(IV)	(V)	(VI)	(VII)	(VIII)	(IX) = (VIII)/(IV)*100	
(I)	(II)	(III)	(IV)	(V)	(VI)	(VII)	(VIII)	(IX)	
(A)	Shareholding of Promoter and								
1	Indian								
(a)	Individuals/ Hindu Undivided Family								
		4	1193680	1193680	0.43	0.40	0	0.00	
(b)	Central Government/ State Government(s)	0	0		0.00	0.00	0	0.00	
(c)	Bodies Corporate	2	82184456	82184456	29.88	27.73	0	0.00	
(d)	Financial Institutions/ Banks	0	0	0	0.00	0.00	0	0.00	
(e)	Any Others(Specify)	0	0	0	0.00	0.00	0	0.00	
(e-i)	Associate Company	0	0	0	0.00	0.00	0	0.00	
(e-ii)									
	Sub Total(A)(1)	6	83378136	83378136	30.31	28.14	0	0.00	
2	Foreign								
a	Individuals (Non-Residents Individuals/ Foreign Individuals)	0	0	0	0.00	0.00	0	0.00	
b	Bodies Corporate	0	0	0	0.00	0.00	0	0.00	
c	Institutions	0	0	0	0.00	0.00	0	0.00	
d	Qualified Foreign Investor	0	0	0	0.00	0.00	0	0.00	
e	Any Others(Specify)	0	0	0	0.00	0.00	0	0.00	
e-i									
	Sub Total(A)(2)	0	0	0	0.00	0.00	0	0.00	
	Total Shareholding of Promoter and	6	83378136	83378136	30.31	28.14	0	0.00	
(B)	Public shareholding								
1	Institutions								
(a)	Mutual Funds/ UTI	48	20434516	20427991	7.43	6.90			
(b)	Financial Institutions/ Banks	32	1050614	1046184	0.38	0.35			
(c)	Central Government/ State Government(s)	0	0	0	0.00	0.00			
(d)	Venture Capital Funds	0	0	0	0.00	0.00			
(e)	Insurance Companies	1	5706595	5706595	2.07	1.93			
(f)	Foreign Institutional Investors	141	126244900	126243200	45.90	42.60			
(g)	Foreign Venture Capital Investors	0	0	0	0.00	0.00			
(h)	Qualified Foreign Investor	0	0	0	0.00	0.00			
(i)	Any Other (specify)	6	75388	75388	0.03	0.03			
(i-i)	Trust	0	0	0	0.00	0.00			
	Sub-Total (B)(1)	228	153512013	153499358	55.81	51.80			
B 2	Non-institutions								
(a)	Bodies Corporate	1237	6445371	6421019	2.34	2.17			
(b)	Individuals								
I	Individuals -i. Individual shareholders holding nominal share capital up to Rs 1 lakh	79427	23427859	19333174	8.52	7.91			
II	ii. Individual shareholders holding nominal share capital in excess of Rs 1 lakh.	32	2964259	2964259	1.08	1.00			
(c)	Qualified Foreign Investor	0	0	0	0.00	0.00			
(d)	Any Other (specify)								
d-i	Foreign Nationals	3	34242	34242	0.01	0.01			
d-ii	Non-Resident individuals(Rep.)	693	4413969	4389809	1.60	1.49			
d-iii	Non-Resident individuals(Non-Rep)	1979	873649	413184	0.32				
d-iv	Overseas Corporate Bodies	1	10	10	0.00				
	Sub-Total (B)(2)	83372	38159359	33555697	13.87	12.88			
(B)	Total Public Shareholding (B)= (B)(1)+(B)(2)	83600	191671372	187055055	69.69	64.68			
	TOTAL (A)+(B)	83606	275049508	270433191	100.00	92.82			
(C)	Shares held by Custodians and against which Depository Receipts have been issued								
1	Promoter and Promoter Group	2	21290960	21290960		7.18			
2	Public	2	21290960	21290960		7.18			
	Sub-Total (C)	2	21290960	21290960		7.18	0	0	
	GRAND TOTAL (A)+(B)+(C)	83608	296340468	291724151		100.00	0	0	



Sr.No	Notes
1	
2	
3	
4	
5	
6	
7	
8	
9	



(D)(b) Statement showing holding of securities (including shares, warrants, convertible securities) of persons belonging to the category "Promoter and Promoter Group"

Sr. No.	Name of the shareholder	Details of Shares held			Encumbered shares (*)		Details of warrants		Details of convertible securities		Total shares (including underlying shares assuming full conversion of warrants and convertible securities) as a % of diluted share capital
		Number of shares held	As a % of grand total (A)+(B)+(C)	No.	As a percentage (VI)=(V)/(III)*100	As a % of grand total (A)+(B)+(C) of sub-clause (I)(a)	Number of warrants held	As a % total number of warrants of the same class	Number of convertible securities held	As a % total number of convertible securities of the same class	
(i)	(ii)	(iii)	(iv)	(v)	(vi)=(v)/(iii)*100	(vii)	(viii)	(ix)	(x)	(xi)	(xii)
1	ELDER INFOSYSTEMS PVT LTD	52154456	17.60	N.A.	N.A.	N.A.	N.A.	N.A.	N.A.	N.A.	17.60
2	ELDER VENTURE LLP	30030000	10.13	N.A.	N.A.	N.A.	N.A.	N.A.	N.A.	N.A.	10.13
3	AIKA ATUL NISHAR	454270	0.15	N.A.	N.A.	N.A.	N.A.	N.A.	N.A.	N.A.	0.15
4	DEVANGI ATUL NISHAR	343720	0.12	N.A.	N.A.	N.A.	N.A.	N.A.	N.A.	N.A.	0.12
5	PRIYANKA ATUL NISHAR	315690	0.11	N.A.	N.A.	N.A.	N.A.	N.A.	N.A.	N.A.	0.11
6	ATUL KANTILAL NISHAR	80000	0.03	N.A.	N.A.	N.A.	N.A.	N.A.	N.A.	N.A.	0.03
TOTAL		83378136	28.14								28.14

(*) The term "encumbrance" has the same meaning as assigned to it in regulation 28(3) of the SAST Regulations, 2011



(D)(c)(i) Statement showing holding of securities (including shares, warrants, convertible securities) of persons belonging to the category "Public" and holding more than 1% of the total number of shares

Sr. No.	Name of the shareholder	Number of shares held	Shares as a percentage of total number of shares i.e., Grand Total (A)+(B)+(C) indicated in Statement at para (I)(a) above}	Details of warrants		Details of convertible securities		Total shares (including underlying shares assuming full conversion of convertible securities) as a % of diluted share capital
				Number of warrants held	As a % total number of warrants of the same class	Number of convertible securities held	% w.r.t total number of convertible securities of the same class	
1	DAI LIMITED	28627294	9.66	N.A.	N.A.	N.A.	N.A.	9.66
2	GA GLOBAL INVESTMENTS LTD	21139580	7.13	N.A.	N.A.	N.A.	N.A.	7.13
3	JP MORGAN CHASE BANK, NA	21111400	7.12	N.A.	N.A.	N.A.	N.A.	7.12
4	FID FUNDS(MAURITIUS) LIMITED	18330461	6.25	N.A.	N.A.	N.A.	N.A.	6.25
5	GMO EMERGING MARKETS FUND	8235213	2.78	N.A.	N.A.	N.A.	N.A.	2.78
6	LIFE INSURANCE CORPORATION OF INDIA	5706595	1.93	N.A.	N.A.	N.A.	N.A.	1.93
7	BNY MELLON EMERGING MARKETS FUND	4485990	1.51	N.A.	N.A.	N.A.	N.A.	1.51
8	IDFC STERLING EQUITY FUND	3750000	1.27	N.A.	N.A.	N.A.	N.A.	1.27
9	LSV EMERGING MARKETS EQUITY FUND LP	3456800	1.17	N.A.	N.A.	N.A.	N.A.	1.17
TOTAL		115043333	38.82					38.82




(D)(c)(ii) Statement showing holding of securities (including shares, warrants, convertible securities) of persons (together with PAC) belonging to the category "Public" and holding more than 5% of the total number of shares of the company

Sr. No.	Name(s) of the shareholder(s) and the Persons Acting in Concert (PAC) with them	Number of shares	Shares as a percentage of total number of shares {i.e., Grand Total (A)+(B)+(C) indicated in Statement at para (D)(a) above}	Details of warrants		Details of convertible securities		Total shares (including underlying shares assuming full conversion of warrants and convertible securities) as a % of diluted share capital
				Number of warrants	As a % total number of warrants of the same class	Number of convertible securities held	% w.r.t total number of convertible securities of the same class	
1	DAUL LIMITED	28627294	9.66	N.A.	N.A.	N.A.	N.A.	9.67
2	GA GLOBAL INVESTMENTS LTD	21139580	7.13	N.A.	N.A.	N.A.	N.A.	7.13
3	FID FUNDS(MAURITIUS) LIMITED	18530461	6.25	N.A.	N.A.	N.A.	N.A.	6.25
	TOTAL	68297335	23.05					23.05



(1)(d) Statement showing details of locked-in shares

Sr. No.	Name of the shareholder	Number of locked-in shares	Locked-in shares as a percentage of total number of shares {i.e., Grand Total (A)+(B)+(C) indicated in Statement at para (1)(a) above}
	N.A.	0	0.00
TOTAL			0.00



(II)(b) Statement showing holding of Depository Receipts (DRs), where underlying shares held by "promoter/promoter group" are in excess of 1% of the total number of shares

Sr. No.	Name of the DR Holder	Type of outstanding DR (ADRs, GDRs, SDRs, etc.)	Number of shares underlying outstanding DRs	Shares underlying outstanding DRs as a percentage of total number of shares {i.e., Grand Total (A)+(B)+(C) indicated in Statement at para (I)(a) above}
1	N.A.		0	0.00
TOTAL				

