

Name of Listed Entity: Hexaware Technologies Limited
Scrip Code/Name of Scrip/Class of Security: HEXAWARE
Share Holding Pattern Filed under: 31b
Share Holding Pattern as on : 30-Jun-2016

Declaration: The Listed entity is required to submit the following declaration to the extent of submission of information:-

S. No.	Particulars	Yes/No	
1	Whether the Listed Entity has issued any partly paid up shares?	No	
2	Whether the Listed Entity has issued any Convertible Securities or Warrants?	No	
3	Whether the Listed Entity has any shares against which depository receipts are issued?	Yes	Public Group
4	Whether the Listed Entity has any shares in locked-in?	No	
5	Whether any shares held by promoters are pledge or otherwise encumbered?	No	
6	Whether the Listed Entity has issued any differential Voting Rights?	No	




Table I - Summary Statement holding of specified securities

Category (I)	Category of shareholder (II)	Nos. of shareholders (III)	No. of fully paid up equity shares held (IV)	No. of Partly paid-up equity shares held (V)	No. of shares underlying Depository Receipts (VI)	Total nos. shares held (VII) = (IV)+(V)+(VI)	Shareholding as a % of total no. of shares (calculated as per SCRR, 1957) (VIII)	Number of Voting Rights held in each class of securities (IX)			No. of Shares Underlying Outstanding convertible securities (including Warrants) (X)	Shareholding, as a % assuming full conversion of convertible securities (as a percentage of diluted share capital) (XI) = (VII)+(X)	Number of Locked in shares (XII)		Number of Shares pledged or otherwise encumbered (XIII)		Number of equity shares held in dematerialized form (XIV)			
								No of Voting Rights					Total as a % of (A+B+C)	No. (a)	As a % of total Shares held (b)	No. (a)		As a % of total Shares held (b)		
								Class eg: X	Class eg: y	Total										
																			As a % of (A+B+C2)	
A	Promoter & Promoter Group	2	215047193	0		215047193	71.25	215047193	0	215047193	71.25	0	0			215047193				
B	Public	92569	86627594	0	139560	86767154	28.75	86767154	0	86767154	28.75	0	0			82746608				
C	Non Promoter-Non Public	0	0	0		0	0	0	0	0	0	0	0	0	0	0				
D1	Shares underlying DRs	0	0	0		0	0	0	0	0	0	0	0			0				
D2	Shares held by Employee Trusts	0	0	0		0	0	0	0	0	0	0	0			0				
	Total	92571	301674787	0	139560	301814347	100	301814347	0	301814347	100	0	0			297793801				





Table II - Statement showing shareholding pattern of the Promoter and Promoter Group

	Category & Name of the Shareholders (I)	PAN (II)	No. of share held older (III)	No. of fully paid up equity shares held (IV)	Partly paid-up equity shares (V)	Nos. of shares underlying Depository Receipts (VI)	Total nos. shares held (VII = IV+V+VI)	Shareholding % calculate d as per SCRR, 1957 (VIII)	Number of Voting Rights held in each class of securities (IX)			No. of Shares Outstanding convertible securities (including Warrants) (X)	Shareholding, as a % assuming full conversion of convertible securities (XI) = (VII)+(X) as a % of A+B+C2	Number of Locked in shares (XII)		Number of Shares pledged or otherwise encumbered (XIII)		Number of equity shares held in dematerialized form (XIV)	
									No of Voting Rights					Total as a % of Total Voting rights	No. (a)	As a % of total Shares held (b)	No. (a)		As a % of total shares held (b)
As a % of (A+B+C2) (VIII)			Class X	Class Y	Total														
1	Indian		0	0	0	0	0	0	0	0	0	0	0	0	0	0	0	0	0
a	Individuals/Hindu undivided Family		0	0	0	0	0	0	0	0	0	0	0	0	0	0	0	0	0
	Central Government/ State Government(s)		0	0	0	0	0	0	0	0	0	0	0	0	0	0	0	0	0
c	Financial Institutions/ Banks		0	0	0	0	0	0	0	0	0	0	0	0	0	0	0	0	0
d	Any Other (specify)		0	0	0	0	0	0	0	0	0	0	0	0	0	0	0	0	0
	Sub-Total (A)(1)		0	0	0	0	0	0	0	0	0	0	0	0	0	0	0	0	0
2	Foreign		0	0	0	0	0	0	0	0	0	0	0	0	0	0	0	0	0
a	Individuals (Non-Resident Individuals/ Foreign Individuals)		0	0	0	0	0	0	0	0	0	0	0	0	0	0	0	0	0
b	Government		0	0	0	0	0	0	0	0	0	0	0	0	0	0	0	0	0
c	Institutions		0	0	0	0	0	0	0	0	0	0	0	0	0	0	0	0	0
d	Foreign Portfolio Investor		0	0	0	0	0	0	0	0	0	0	0	0	0	0	0	0	0
e	Any Other (specify)		2	2150471093	0		215047193	71.25	215047193	0	215047193	71.25	0	71.25	0	0			215047193
	Private Equity Fund		2	2150471093	0		215047193	71.25	215047193	0	215047193	71.25	0	71.25	0	0			215047193
	HT GLOBAL IT SOLUTIONS HOLDINGS LIMITED	AADCH 2363K		1939357093	0		193935793	64.26	193935793	0	193935793	64.26	0	64.26	0	0			193935793
	HT GLOBAL IT SOLUTIONS HOLDINGS LIMITED	AADCH 2363K		21111400	0		21111400	6.99	21111400	0	21111400	6.99	0	6.99	0	0			21111400
	Sub-Total (A)(2)		2	2150471093	0	0	215047193	71.25	215047193	0	215047193	71.25	0	71.25	0	0			215047193



Total Shareholding of Promoter and Promoter Group (A)= (A)(1)+(A)(2)	2	2150471093	0	0	21504719371.25	215047193	0	215047193	0	215047193	71.25	0	71.25	0	0	215047193
--	---	------------	---	---	----------------	-----------	---	-----------	---	-----------	-------	---	-------	---	---	-----------




Table III - Statement showing shareholding pattern of the Public shareholder

	Category & Name of the Shareholders (I)	PAN (II)	Nos. of shareholder (III)	No. of fully paid up equity shares held (IV)	Partly paid-up equity shares held (V)	Nos. of shares underlying Depository Receipts (VI)	Total nos. shares held VII = IV+V+VI	Shareholding % calculated as per SCRR, 1957 As a % of (A+B+C2) VIII	Number of Voting Rights held in each class of securities (IX)			No. of Shares Underlying Outstanding convertible securities (including Warrants) (X)	Total shareholding, as a % assuming full conversion of convertible securities (as a percentage of diluted share capital) (XI)	Number of Locked in shares (XII)		Number of Shares pledged or otherwise encumbered (XIII)		Number of equity shares held in dematerialized form (XIV)	
									No of Voting Rights					Total as a % of Total Voting rights	No. (a)	As a % of total Shares held (b)	No. (Not applicable) (a)		As a % of total shares held (Not applicable) (b)
									Class X	Class Y	Total								
1	Institutions		0	0	0	0	0	0	0	0	0	0	0	0	0	0	0	0	0
a	Mutual Funds/		40	18340453	0	0	18340453	6.08	18340453	0	18340453	6.08	6.08	0	0				18333928
	HDFC TRUSTEE COMPANY LTD A/C. HDFC MIDCAP OPPORTUNITIES FUND	AAATH1809A	0	6177000	0	0	6177000	2.05	6177000	0	6177000	2.05	2.05	0	0				6177000
b	Venture Capital Funds		0	0	0	0	0	0	0	0	0	0	0	0	0				0
c	Alternate Investment Funds		0	0	0	0	0	0	0	0	0	0	0	0	0				0
d	Foreign Venture Capital Investors		0	0	0	0	0	0	0	0	0	0	0	0	0				0
e	Foreign Portfolio Investors		67	20393422	0	0	20393422	6.76	20393422	0	20393422	6.76	6.76	0	0				20393422
f	Financial Institutions/ Banks		33	470112	0	0	470112	.16	470112	0	470112	.16	.16	0	0				466032
g	Insurance Companies		1	20820	0	0	20820	.01	20820	0	20820	.01	.01	0	0				20820
h	Provident Funds/ Pension Funds		0	0	0	0	0	0	0	0	0	0	0	0	0				0
i	Any Other (specify)		43	14531524	0	0	14531524	4.81	14531524	0	14531524	4.81	4.81	0	0				14529824
	FOREIGN INSTITUTIONAL INVESTOR		43	14531524	0	0	14531524	4.81	14531524	0	14531524	4.81	4.81	0	0				14529824
	T. ROWE PRICE INTERNATIONAL DISCOVERY	AAACT6074A	0	5786515	0	0	5786515	1.92	5786515	0	5786515	1.92	1.92	0	0				5786515

	FUND																		
	Sub-Total (B)(1)	184	5375633	0	0	5375633	17.82	537563	0	5375	17.82	0	17.82	0	0				53744026
2	Central Government/ State Government(s)/ President of India	0	0	0	0	0	0	0	0	0	0	0	0	0	0				0
	Sub-Total (B)(2)	0	0	0	0	0	0	0	0	0	0	0	0	0	0				0
3	Non-institutions	0	0	0	0	0	0	0	0	0	0	0	0	0	0				0
a	Individuals -	88005	2686866	0	0	2686866	8.9	268686	0	2686	8.9	0	8.9	0	0	0	0		23305749
	Individual shareholders holding nominal share capital up to Rs. 2 lakhs.	87995	2492549	0	0	2492549	8.26	249254	0	2492	8.26	0	8.26	0	0				21362582
i	Individual shareholders holding nominal share capital in excess of Rs. 2 lakhs.	10	1943167	0	0	1943167	64	194316	0	1943	64	0	64	0	0				1943167
b	NBFCs registered with RBI	4	4450	0	0	4450	0	4450	0	4450	0	0	0	0	0				4450
c	Employee Trusts	0	0	0	0	0	0	0	0	0	0	0	0	0	0				0
d	Overseas Depositories (holding DRs) (balancing figure)	1	0	0	139560	139560	0.05	139560	0	1395	0.05	0	0.05	0	0				139560
e	Any Other (specify)	4375	5998150	0	0	5998150	1.99	599815	0	5998	1.99	0	1.99	0	0				5552823
	Domestic Company	939	3253785	0	0	3253785	1.08	325378	0	3253	1.08	0	1.08	0	0				3229243
	NRI Non Repatriable	498	764276	0	0	764276	25	764276	0	7642	25	0	25	0	0				764276
	NRI Repatriable	2724	1570982	0	0	1570982	52	157098	0	1570	52	0	52	0	0				1150197
	Overseas Corporate Bodies	1	10	0	0	10	0	10	0	10	0	0	0	0	0				10
	Foreign National / Entity	3	15500	0	0	15500	0.01	15500	0	1550	0.01	0	0.01	0	0				15500
	Trust	7	19320	0	0	19320	0.01	19320	0	1932	0.01	0	0.01	0	0				19320
	Clearing Members	203	374277	0	0	374277	12	374277	0	3742	12	0	12	0	0				374277
	Sub-Total (B)(3)	92385	3287126	0	139560	3301082	10.94	330108	0	3301	10.94	0	10.94	0	0				29002582
	Total Public Shareholding (B)= (B)(1)+(B)(2)+(B)(3)	92569	8662759	0	139560	8676715	28.76	867671	0	8676	28.76	0	28.76	0	0				82746608




Table IV - Statement showing shareholding pattern of the Non Promoter- Non Public shareholder

Category & Name of the Shareholders (I)	PAN (II)	No. of share holder (III)	No. of fully paid up equity shares held (IV)	Partly paid-up equity shares held (V)	Nos. of shares underlying Depository Receipts (VI)	Total no. shares held (VII = IV+V+VI)	Shareholding % calculate d as per SCRR, 1957 As a % of (A+B+C2) (VIII)	Number of Voting Rights held in each class of securities (IX)			No. of Underlying Outstanding convertible securities (including Warrants) (X)	Total shareholding, as a % assuming full conversion of convertible securities (as a percentage of diluted share capital) (XI)	Number of Locked in shares (XII)		Number of Shares pledged or otherwise encumbered (XIII)		Number of equity shares held in dematerialized form (XIV) (Not Applicable)		
								No of Voting Rights Class X	No of Voting Rights Class Y	Total as a % of Total Voting rights			No.	As a % of total Shares held	No. (Not applicable)	As a % of total shares held (Not applicable)			
																		Total as a % of Total Voting rights	
																		Total as a % of Total Voting rights	
1	Custodian/DR Holder	0	0	0		0		0	0	0	0	0	0	0	0	0	0		
2	Employee Benefit Trust (under SEBI (Share based Employee Benefit) Regulations, 2014)	0	0	0		0		0	0	0	0	0	0	0	0	0	0		
	Total Non-Promoter- Non Public Shareholding (C)= (C)(1)+(C)(2)	0	0	0	0	0		0	0	0	0	0	0	0	0	0	0		

Table II- Unclaim Details

Details of Shares which remain unclaimed may be given here along with details such as number of shareholders, outstanding shares held in demat/unclaimed suspense account, voting rights which are frozen etc.	
No. of shareholders	No of share held

Table III- Unclaim Details

Details of Shares which remain unclaimed may be given here along with details such as number of shareholders, outstanding shares held in demat/unclaimed suspense account, voting rights which are frozen etc.	
No. of shareholders	No of share held

Table III- Person in Concert

Details of the shareholders acting as persons in Concert including their Shareholding			
Name of shareholder	Name of PAC	No. of share	Holding %

