

Introductory sub-table (I)(a)

**Name of the Company: HEXAWARE TECHNOLOGIES LIMITED**

**Scrip Code : 532129 Name of the scrip : HEXAWARE class of security : EQUITY**


**Quarter ended: 31.03.2014**

<b>Partly paid-up shares:-</b>	<b>No. of partly paid-up shares</b>	<b>As a % of total no. of partly paid-up shares</b>	<b>As a % of total no. of shares of the company</b>
Held by promoter/promoter group			
Held by public			
<b>Total - D</b>	<b>0</b>		

<b>Outstanding convertible securities:-</b>	<b>No. of outstanding securities</b>	<b>As a % of total no. of outstanding convertible securities</b>	<b>As a % of total no. of shares of the company, assuming full conversion of the convertible securities</b>
Held by promoter/promoter group			
Held by public			
<b>Total - E</b>	<b>0</b>		


<b>Warrants:-</b>	<b>No. of warrants</b>	<b>As a % of total no. of warrants</b>	<b>As a % of total no. of shares of the company, assuming full conversion of warrants</b>
Held by promoter/promoter group			
Held by public			
<b>Total - F</b>	<b>0</b>		

**Total paid-up capital of the company, assuming full conversion of warrants and convertible securities**




**Statement Showing Shareholding Pattern**

Category code	Category of Shareholder	Number of Shareholders	Table (I)(a)		Total shareholding as a percentage of total number of shares		Shares Pledged or otherwise encumbered	
			Total number of shares	Number of shares held in dematerialized form	As a percentage of(A+B) <sup>1</sup>	As a percentage of (A+B+C)	Number of shares	As a percentage
			(IV)	(V)	(VI)	(VII)	(VIII)	(IX)= (VIII)/(IV)*100
(A)	<b>Shareholding of Promoter and Promoter</b>							
1	<b>Indian</b>							
(a)	Individuals/ Hindu Undivided Family							
		0	0	0	0.00	0.00	0	#DIV/0!
(b)	Central Government/ State Government(s)							
		0	0	0	0.00	0.00	0	0.00
(c)	Bodies Corporate							
		0	0	0	0.00	0.00	0	#DIV/0!
(d)	Financial Institutions/ Banks							
		0	0	0	0.00	0.00	0	0.00
(e)	Any Others(Specify)							
		0	0	0	0.00	0.00	0	0.00
(e-i)	Associate Company							
		0	0	0	0.00	0.00	0	0.00
(e-ii)								0.00
	<b>Sub Total(A)(1)</b>	<b>0</b>	<b>0</b>	<b>0</b>	<b>0.00</b>	<b>0.00</b>	<b>0</b>	<b>#DIV/0!</b>
2	<b>Foreign</b>							
a	Individuals (Non-Residents Individuals/ Foreign Individuals)							
		0	0	0	0.00	0.00	0	0.00
b	Bodies Corporate							
		2	191699126	191699126	68.72	63.84	0	0.00
c	Institutions							
		0	0	0	0.00	0.00	0	0.00
d	Qualified Foreign Investor							
		0	0	0	0.00	0.00	0	0.00
e	Any Others(Specify)							
		0	0	0	0.00	0.00	0	0.00
e-i								
	<b>Sub Total(A)(2)</b>	<b>2</b>	<b>191699126</b>	<b>191699126</b>	<b>68.72</b>	<b>63.84</b>	<b>0</b>	<b>0.00</b>
	<b>Total Shareholding of Promoter and</b>	<b>2</b>	<b>191699126</b>	<b>191699126</b>	<b>68.72</b>	<b>63.84</b>	<b>0</b>	<b>0.00</b>
(B)	<b>Public shareholding</b>							
1	<b>Institutions</b>							
(a)	Mutual Funds/ UTI							
		33	7272524	7265999	2.61	2.42		
(b)	Financial Institutions / Banks							
		31	50641	46211	0.02	0.02		
(c)	Central Government/ State Government(s)							
		0	0	0	0.00	0.00		
(d)	Venture Capital Funds							
		0	0	0	0.00	0.00		
(e)	Insurance Companies							
		1	268820	268820	0.10	0.09		
(f)	Foreign Institutional Investors							
		134	48191204	48189504	17.27	16.05		
(g)	Foreign Venture Capital Investors							
		0	0	0	0.00	0.00		
(h)	Qualified Foreign Investor							
		0	0	0	0.00	0.00		
(i)	Any Other (specify)							
(i-i)	Trust							
		3	14500	14500	0.01	0.00		
	<b>Sub-Total (B)(1)</b>	<b>202</b>	<b>55797689</b>	<b>55785034</b>	<b>20.00</b>	<b>18.58</b>		
B 2	<b>Non-institutions</b>							
(a)	Bodies Corporate							
		1252	4035229	4011037	1.45	1.34		
(b)	Individuals							
I	Individuals -i. Individual shareholders holding nominal share capital up to Rs 1 lakh							
		81373	22390348	18575389	8.03	7.46		
II	ii. Individual shareholders holding nominal share capital in excess of Rs. 1 lakh.							
		25	3165944	3165944	1.13	1.05		
(c)	Qualified Foreign Investor							
		0	0	0	0.00	0.00		
(d)	Any Other (specify)							
d-i	Foreign Nationals							
		2	7500	7500	0.00	0.00		
d-ii	Non-Resident individuals(Rep.)							
		813	1008668	1008508	0.36	0.34		
d-iii	Non-Resident individuals(Non-Rep)							
		1964	871473	427388	0.31			
d-iv	Overseas Corporate Bodies							
		1	10	10	0.00			
	<b>Sub-Total (B)(2)</b>	<b>85430</b>	<b>31479172</b>	<b>27195776</b>	<b>11.28</b>	<b>10.48</b>		
(B)	<b>Total Public Shareholding (B)= (B)(1)+(B)(2)</b>	<b>85632</b>	<b>87276861</b>	<b>82980810</b>	<b>31.28</b>	<b>29.07</b>		
	<b>TOTAL (A)+(B)</b>	<b>85634</b>	<b>278975987</b>	<b>274679936</b>	<b>100.00</b>	<b>92.91</b>		
(C)	<b>Shares held by Custodians and against which Depository Receipts have been issued</b>							
1	Promoter and Promoter Group							
		1	21111400	21111400		7.03		
2	Public							
		1	179560	179560		0.06		
	<b>Sub-Total (C)</b>	<b>2</b>	<b>21290960</b>	<b>21290960</b>		<b>7.09</b>	<b>0</b>	
	<b>GRAND TOTAL (A)+(B)+(C)</b>	<b>85636</b>	<b>300266947</b>	<b>295970896</b>		<b>100.00</b>	<b>0</b>	<b>0.00</b>



Sr.No	Notes
1	
2	
3	
4	
5	
6	
7	
8	
9	



**(I)(b) Statement showing holding of securities (including shares, warrants, convertible securities) of persons belonging to the category “Promoter and Promoter Group”**


Sr. No.	Name of the shareholder	Details of Shares held		Encumbered shares (*)			Details of warrants		Details of convertible securities		Total shares (including underlying shares assuming full conversion of warrants and convertible securities) as a % of diluted share capital
		Number of shares held	As a % of grand total (A)+(B)+(C)	No.	As a percentage	As a % of grand total (A)+(B)+(C) of sub-clause (I)(a)	Number of warrants held	As a % total number of warrants of the same class	Number of convertible securities held	As a % total number of convertible securities of the same class	
(I)	(II)	(III)	(IV)	(V)	(VI)=(V)/(III)*100	(VII)	(VIII)	(IX)	(X)	(XI)	(XII)
1	HT GLOBAL IT SOLUTIONS HOLDINGS LTD	164410799	54.75	N. A.	N. A.	N. A.	N. A.	N. A.	N. A.	N. A.	54.75
2	PAREL INVESTMENT HOLDINS LTD	27288327	9.09	N. A.	N. A.	N. A.	N. A.	N. A.	N. A.	N. A.	9.09
<b>TOTAL</b>		<b>191699126</b>	<b>63.84</b>								<b>63.84</b>

(\*) The term “encumbrance” has the same meaning as assigned to it in regulation 28(3) of the SAST Regulations, 2011




**(I)(c)(i) Statement showing holding of securities (including shares, warrants, convertible securities) of persons belonging to the category “Public” and holding more than 1% of the total number of shares**

Sr. No.	Name of the shareholder	Number of shares held	Shares as a percentage of total number of shares {i.e., Grand Total (A)+(B)+(C) indicated in Statement at para (I)(a) above}	Details of warrants		Details of convertible securities		Total shares (including underlying shares assuming full conversion of warrants and convertible securities) as a % of diluted share capital
				Number of warrants held	As a % total number of warrants of the same class	Number of convertible securities held	% w.r.t total number of convertible securities of the same class	
1	LSV EMERGING MARKETS EQUITY FUND LP	4357600	1.45	N. A.	N. A.	N. A.	N. A.	1.45
2	UTI-OPPORTUNITIES FUND	3100000	1.03	N. A.	N. A.	N. A.	N. A.	1.03
<b>TOTAL</b>		<b>7457600</b>	<b>2.48</b>					<b>2.48</b>




**(I)(c)(ii) Statement showing holding of securities (including shares, warrants, convertible securities) of persons (together with PAC) belonging to the category "Public" and holding more than 5% of the total number of shares of the company**

Sr. No.	Name(s) of the shareholder(s) and the Persons Acting in Concert (PAC) with them	Number of shares	Shares as a percentage of total number of shares {i.e., Grand Total (A)+(B)+(C) indicated in Statement at para (I)(a) above}	Details of warrants		Details of convertible securities		Total shares (including underlying shares assuming full conversion of warrants and convertible securities) as a % of diluted share capital
				Number of warrants	As a % total number of warrants of the same class	Number of convertible securities held	% w.r.t total number of convertible securities of the same class	



**(I)(d) Statement showing details of locked-in shares**

Sr. No.	Name of the shareholder	Number of locked-in shares	Locked-in shares as a percentage of total number of shares {i.e., Grand Total (A)+(B)+(C) indicated in Statement at para (I)(a) above}	Promoter / Promoter Group / Public
	N.A.			
<b>TOTAL</b>				



(II)(a) Statement showing details of Depository Receipts (DRs)

Sr. No.	Type of outstanding DR (ADRs, GDRs, SDRs, etc.)	Number of outstanding DRs	Number of shares underlying outstanding DRs	Shares underlying outstanding DRs as a percentage of total number of shares {i.e., Grand Total (A)+(B)+(C) indicated in Statement at para (I)(a) above}
1	GDR(DEUTSCHE BANK TRUST COMPANY AMERICAS)	359120	179560	0.06
2	ADR(JP MORGAN CHASE BANK,	21111400	21111400	7.03
	<b>TOTAL</b>	<b>21470520</b>	<b>21290960</b>	<b>7.09</b>





**(II)(b) Statement showing holding of Depository Receipts (DRs), where underlying shares held by "promoter/promoter group" are in excess of 1% of the total number of shares**

Sr. No.	Name of the DR Holder	Type of outstanding DR (ADRs, GDRs, SDRs, etc.)	Number of shares underlying outstanding DRs	Shares underlying outstanding DRs as a percentage of total number of shares {i.e., Grand Total (A)+(B)+(C) indicated in Statement at para (I)(a) above}
1	JP MORGAN CHASE BANK , NA	ADRs	21111400	7.03
	N. A.			
<b>TOTAL</b>			<b>21111400</b>	

