



July 10, 2012

Bombay Stock Exchange Limited

Phiroze Jeejeebhoy Towers,
Dalal Street,
Fort,
Mumbai 400 023

Kind Attn: Mr. Troydon Bird – Deputy Manager

Sub: Clause 35 of the Listing Agreement

Dear Sir,


Pursuant to Clause 35 of the Listing Agreement entered into between the Exchange and our Company, we enclose herewith the shareholding pattern of the Company as on June 30, 2012.

Kindly take the same on your record.

Thanking you,
Yours faithfully,

For **Hexaware Technologies Limited**

Gunjan Methi
Company Secretary



Encl: as above.


Introductory sub-table (I)(a)

Name of the Company: HEXAWARE TECHNOLOGIES LIMITED			
Scrip Code : 532129 Name of the scrip : HEXAWARE class of security : EQUITY			
Quarter ended: 30.06.2012			
Partly paid-up shares:-			
	No. of partly paid-up shares	As a % of total no. of partly paid-up shares	As a % of total no. of shares of the company
Held by promoter/promoter group		#DIV/0!	#DIV/0!
Held by public		#DIV/0!	#DIV/0!
Total - D	0	#DIV/0!	#DIV/0!
Outstanding convertible securities:-			
	No. of outstanding securities	As a % of total no. of outstanding convertible securities	As a % of total no. of shares of the company, assuming full conversion of the convertible securities
Held by promoter/promoter group		#DIV/0!	#DIV/0!
Held by public		#DIV/0!	#DIV/0!
Total - E	0	#DIV/0!	#DIV/0!
Warrants:-			
	No. of warrants	As a % of total no. of warrants	As a % of total no. of shares of the company, assuming full conversion of warrants
Held by promoter/promoter group		#DIV/0!	#DIV/0!
Held by public		#DIV/0!	#DIV/0!
Total - F	0	#DIV/0!	#DIV/0!
Total paid-up capital of the company, assuming full conversion of warrants and convertible securities			



Statement Showing Shareholding Pattern

Category code	Category of Shareholder	Number of Shareholders	Table (I)(a)		Total shareholding as a percentage of total number of shares		Shares Pledged or otherwise encumbered	
			Total number of shares	Number of shares held in dematerialized form	As a percentage of (A+B) ¹	As a percentage of (A+B+C)	Number of shares	As a percentage
			(IV)	(V)	(VI)	(VII)	(VIII)	(IX) = (VIII)/(IV)*100
(A)	Shareholding of Promoter and Promoter							
1	Indian							
(a)	Individuals/ Hindu Undivided Family							
		4	1193680	1193680	0.43	0.40	0	0.00
(b)	Central Government/ State Government(s)	0	0		0.00	0.00	0	0.00
(c)	Bodies Corporate	2	81404456	81404456	29.63	27.50	0	0.00
(d)	Financial Institutions/ Banks	0	0	0	0.00	0.00	0	0.00
(e)	Any Others(Specify)	0	0	0	0.00	0.00	0	0.00
(e-i)	Associate Company	0	0	0	0.00	0.00	0	0.00
(e-ii)								0.00
	Sub Total(A)(1)	6	82598136	82598136	30.06	27.90	0	0.00
2	Foreign							
a	Individuals (Non-Residents Individuals/ Foreign Individuals)	0	0	0	0.00	0.00	0	0.00
b	Bodies Corporate	0	0	0	0.00	0.00	0	0.00
c	Institutions	0	0	0	0.00	0.00	0	0.00
d	Qualified Foreign Investor	0	0	0	0.00	0.00	0	0.00
e	Any Others(Specify)	0	0	0	0.00	0.00		
e-i								
	Sub Total(A)(2)	0	0	0	0.00	0.00	0	0.00
	Total Shareholding of Promoter and	6	82598136	82598136	30.06	27.90	0	0.00
(B)	Public shareholding							
1	Institutions							
(a)	Mutual Funds/ UTI	41	20079212	20072687	7.31	6.78		
(b)	Financial Institutions/ Banks	33	77700	73270	0.03	0.03		
(c)	Central Government/ State Government(s)	0	0	0	0.00	0.00		
(d)	Venture Capital Funds	0	0	0	0.00	0.00		
(e)	Insurance Companies	1	5706595	5706595	2.08	1.93		
(f)	Foreign Institutional Investors	131	128421944	128420244	46.74	43.38		
(g)	Foreign Venture Capital Investors	0	0	0	0.00	0.00		
(h)	Qualified Foreign Investor	0	0	0	0.00	0.00		
(i)	Any Other (specify)							
(i-i)	Trust	4	22988	22988	0.01	0.01		
	Sub-Total (B)(1)	210	154308439	154295784	56.16	52.12		



B 2	Non-institutions							
(a)	Bodies Corporate	1091	4464767	4440415	1.62	1.51		
(b)	Individuals				0.00	0.00		
I	Individuals -i. Individual shareholders holding nominal share capital up to Rs 1 lakh	75750	24134565	19953515	8.78	8.15		
II	ii. Individual shareholders holding nominal share capital in excess of Rs. 1 lakh.	34	3242371	3242371	1.18	1.10		
(c)	Qualified Foreign Investor	0	0	0	0.00	0.00		
(d)	Any Other (specify)							
d-i	Foreign Nationals	1	6000	6000	0.00	0.00		
d-ii	Non-Resident individuals(Rep.)	695	5049535	5049375	1.84	1.71		
d-iii	Non-Resident individuals(Non-Rep)	1980	966447	504202	0.35	0.33		
d-iv	Overseas Corporate Bodies	1	10	10	0.00	0.00		
	Sub-Total (B)(2)	79552	37863695	33195888	13.78	12.79		
(B)	Total Public Shareholding (B)= (B)(1)+(B)(2)	79762	192172134	187491672	69.94	64.91		
	TOTAL (A)+(B)	79768	274770270	270089808	100.00	92.81		
(C)	Shares held by Custodians and against which Depository Receipts have been issued	2	21290960	21290960		7.19		
1	Promoter and Promoter Group					0.00		
2	Public	2	21290960	21290960		7.19		
	Sub-Total (C)	2	21290960	21290960		7.19	0	
	GRAND TOTAL (A)+(B)+(C)	79770	296061230	291380768		100.00	0	0.00



(1)(b) Statement showing holding of securities (including shares, warrants, convertible securities) of persons belonging to the category "Promoter and Promoter Group"

Sr. No.	Name of the shareholder	Details of Shares held		Encumbered shares (*)			Details of warrants		Details of convertible securities		Total shares (including underlying shares assuming full conversion of warrants and convertible securities) as a % of diluted share capital
		Number of shares held	As a % of grand total (A) + (B) + (C)	No.	As a percentage	As a % of grand total (A)+(B)+(C) of sub-clause (1)(a)	Number of warrants held	As a % total number of warrants of the same class	Number of convertible securities held	As a % total number of convertible securities of the same class	
(i)	(ii)	(iii)	(iv)	(v)	(vi) = (v)/(iii) * 100	(vii)	(viii)	(ix)	(x)	(xi)	(xii)
1	ELDER HIDES & LEATHER PVT LTD	52154456	17.62	N.A.	N.A.	N.A.	N.A.	N.A.	N.A.	N.A.	17.62
2	ELDER VENTURE LLP	29250000	9.88	N.A.	N.A.	N.A.	N.A.	N.A.	N.A.	N.A.	9.88
3	ALKA ATUL NISHAR	454270	0.15	N.A.	N.A.	N.A.	N.A.	N.A.	N.A.	N.A.	0.15
4	DEVANGI ATUL NISHAR	343720	0.12	N.A.	N.A.	N.A.	N.A.	N.A.	N.A.	N.A.	0.12
5	PRIYANKA ATUL NISHAR	315690	0.11	N.A.	N.A.	N.A.	N.A.	N.A.	N.A.	N.A.	0.11
6	ATUL KANTILAL NISHAR	80000	0.03	N.A.	N.A.	N.A.	N.A.	N.A.	N.A.	N.A.	0.03
TOTAL		82598136	27.90								27.90

(*) The term "encumbrance" has the same meaning as assigned to it in regulation 28(3) of the SAST Regulations, 2011



(D)(c)(i) Statement showing holding of securities (including shares, warrants, convertible securities) of persons belonging to the category "Public" and holding more than 1% of the total number of shares

Sr. No.	Name of the shareholder	Number of shares held	Shares as a percentage of total number of shares (i.e., Grand Total (A)+(B)+(C) indicated in Statement at para (D)(a) above}	Details of warrants		Details of convertible securities			Total shares (including underlying shares assuming full conversion of warrants and convertible securities) as a % of diluted share capital
				Number of warrants held	As a % total number of warrants of the same class	Number of convertible securities held	% w.r.t total number of convertible securities of the same class		
1	DALI LIMITED	28627294	9.67	N.A.	N.A.	N.A.	N.A.	9.67	
2	GA GLOBAL INVESTMENTS LTD	21139580	7.14	N.A.	N.A.	N.A.	N.A.	7.14	
3	JP MORGAN CHASE BANK, NA	21111400	7.13						
4	FID FUNDS(MAURITIUS) LIMITED	19130459	6.46	N.A.	N.A.	N.A.	N.A.	6.46	
5	GMO EMERGING MARKETS FUND	10524270	3.55	N.A.	N.A.	N.A.	N.A.	3.55	
6	LIFE INSURANCE CORPORATION OF INDIA	5706595	1.93	N.A.	N.A.	N.A.	N.A.	1.93	
7	BNY MELLON EMERGING MARKETS FUND	4485990	1.52	N.A.	N.A.	N.A.	N.A.	1.52	
8	DRJEHAUS EMERGING MARKETS GROWTH	3894097	1.32	N.A.	N.A.	N.A.	N.A.	1.32	
9	LSV EMERGING MARKETS EQUITY FUND LP	3456800	1.17	N.A.	N.A.	N.A.	N.A.	1.17	
10	IDFC STERLING EQUITY FUND	3350000	1.13	N.A.	N.A.	N.A.	N.A.	1.13	
	TOTAL	121426485	41.01					33.88	



(D)(c)(ii) Statement showing holding of securities (including shares, warrants, convertible securities) of persons (together with PAC) belonging to the category "Public" and holding more than 5% of the total number of shares of the company

Sr. No.	Name(s) of the shareholder(s) and the Persons Acting in Concert (PAC) with them	Number of shares	Shares as a percentage of total number of shares {i.e., Grand Total (A)+(B)+(C) indicated in Statement at para (I)(a) above}	Details of warrants		Details of convertible securities		Total shares (including underlying shares assuming full conversion of warrants and convertible securities) as a % of diluted share capital
				Number of warrants	As a % total number of warrants of the same class	Number of convertible securities held	% w.r.t total number of convertible securities of the same class	
1	DALI LIMITED	28627294	9.67	N. A.	N. A.	N. A.	N. A.	9.67
2	GA GLOBAL INVESTMENTS LTD	21139580	7.14	N. A.	N. A.	N. A.	N. A.	7.14
3	JP MORGAN CHASE BANK, NA	21111400	7.13					7.13
4	FID FUNDS(MAURITIUS) LIMITED	19130459	6.46	N. A.	N. A.	N. A.	N. A.	6.46
	TOTAL	90008733	30.40					30.40




(D)(d) Statement showing details of locked-in shares

Sr. No.	Name of the shareholder	Number of locked-in shares	Locked-in shares as a percentage of total number of shares {i.e., Grand Total (A)+(B)+(C) indicated in Statement at para (I)(a) above}
	N.A.		0.00
TOTAL		0	0.00



(II)(a) Statement showing details of Depository Receipts (DRs)

Sr. No.	Type of outstanding DR (ADRs, GDRs, SDRs, etc.)	Number of outstanding DRs	Number of shares underlying outstanding DRs	Shares underlying outstanding DRs as a percentage of total number of shares (i.e., Grand Total (A)+(B)+(C) indicated in Statement at para (I)(a) above)
1	GDR(DEUTSCHE BANK TRUST COMPANY AMERICAS	179560	179560	0.06
2	ADR(JP MORGAN CHASE BANK	21111400	21111400	7.13
	TOTAL	21290960	21290960	7.19



(II)(b) Statement showing holding of Depository Receipts (DRs), where underlying shares held by "promoter/promoter group" are in excess of 1% of the total number of shares

Sr. No.	Name of the DR Holder	Type of outstanding DR (ADRs, GDRs, SDRs, etc.)	Number of shares underlying outstanding DRs	Shares underlying outstanding DRs as a percentage of total number of shares {i.e., Grand Total (A)+(B)+(C) indicated in Statement at para (I)(a) above}
1				0.00
	N. A.		0	
TOTAL				

